



Australian Government  
Australian Maritime Safety Authority

# CERTIFICATE OF SURVEY No. 18397

Marine Safety (Domestic Commercial Vessel) National Law Act 2012, Schedule 1

This certificate or a copy thereof must be displayed in a prominent position onboard the vessel.

Name of vessel: **DUNDEE BLUE WATER II**

Name and address of Owners(s) Agent: [REDACTED]

Measured length: 7.85 (metres) vessel ID: V1635

Construction of Vessel: ALUMINIUM Type of Vessel: CHARTER


LIMITS OF OPERATION:  
SEAGOING VESSEL FOR USE WITHIN A LIMIT OF FIFTEEN (15) NAUTICAL MILES TO SEAWARD OF THE COAST.

| CLASS<br><small>RESTRICTED</small> | BERTHED<br>PASSENGERS | UNBERTHED<br>PASSENGERS | OTHER | MAXIMUM NO. OF PERSONS<br>PERMITTED ONBOARD |
|------------------------------------|-----------------------|-------------------------|-------|---|
| 2C                                 | NIL                   | NINE (9)                | NIL   | TEN (10)                                    |

This is to certify that the sections of the Marine Safety (Domestic Commercial Vessel) National Law Act 2012, Schedule 1 with respect to the survey of the vessel described above have been complied with.

This Certificate is effective from **23 October 2016** and valid until **3 May 2017**, subject to compliance with the following condition(s):

1. Freeing ports at transom to be at least 500mm x 150mm each side.
2. Liferaft to be serviced by 20 April 2016.

  
\_\_\_\_\_  
Delegate of the National Regulator

04.11.2016  
\_\_\_\_\_  
DATE

# R.B. HALSTEAD & ASSOCIATES PTY. LTD.

MARINE CONSULTANTS & SURVEYORS

A.C.N. 009 633 470

ABN NO. 87 009 633 470

Tel: (08) 8981 9487  
A/Fax: (08) 8927 1439

Fax: (08) 8981 3614

G.P.O. Box 4528, Darwin, N.T. 0801.

R.B. HALSTEAD  
C.Eng., F.I.Mar.E.,  
M.R.I.N.A.

5 Whitefield Street  
Darwin, N.T. 0800, Australia

REPORT NO: 10-6192  
FILE NO: 9.1.5

26 July 2010

CONDITION & VALUATION SURVEY

MOTOR POWERED VESSEL

"DUNDEE BLUE WATER II"

CONDUCTED CLEAR OF WATER AT

BALANDA DRIVE

DUNDEE BEACH, N.T.

23 JULY 2010



*Ronald B. Halstead*  
RONALD B. HALSTEAD  
SURVEYOR

Total Pages : 5

# MARINE CRAFT

## GENERAL CONDITION & DETAILS

FILE NO: 9.1.5

### "DUNDEE BLUE WATER II"

OWNER:

ADDRESS:

REPORT NUMBER: 10-6192  
 DATE SURVEYED: 23 July 2010  
 INSPECTED AT: Balanda Drive,  
 Dundee Beach, N.T.

VESSEL NAME: "DUNDEE BLUE WATER II" AFLOAT   
 REGISTRATION/SAIL NO: V 1635 SLIPPED   
 BUILDER: All-Star Marine DESIGN: All-Star MODEL: Forward Cabin  
 DATE LAUNCHED: 1997 LOA: 7.85 Metres BEAM: 2.85 M DRAUGHT: 0.38  
 CONSTRUCTION MATERIAL - HULL: Aluminium DECK: Aluminium KEEL: Aluminium

### HULL CONSTRUCTION/CONDITION

|                    | ACCEPT | NON ACCEPT | COMMENTS/DETAILS/DESCRIPTION   |
|--------------------|--------|------------|--|
| Keel               | ✓      |            | Aluminium Alloy – Flat Bar   |
| Keelbolts          | -      |            | Nil  |
| Surface U/W        | ✓      |            | In order.  |
| Surface A/W        | ✓      |            | In order.  |
| Deck               | ✓      |            | Decking in order, laid with marine carpet.                                   |
| Cockpit            | ✓      |            | Forward aluminium alloy cabin.   |
| Catch-house        | ✓      |            | Aluminium alloy deckhouse forward.   |
| Frames             | ✓      |            | Alloy boxed section and flat bar.  |
| Stringers          | ✓      |            | Flat bar alloy.  |
| Bulkheads          | ✓      |            | Three alloy watertight bulkheads of 4 mm plate.                              |
| Cabin/Interior     | ✓      |            | Not lined. Partially carpeted.   |
| Marine Toilet      | ✓      |            | Yacht type.  |
| Seacocks           | ✓      |            | Two. 1 – 38 mm stainless ball cock & 1 – 25 mm diameter Plastic switch cock. |
| Skin Fittings      | ✓      |            | Through hull flanged and screwed nut.  |
| Cockpit Drains     | ✓      |            | Hinged freeing ports in transom – total 4.                                   |
| Propeller          | ✓      |            | 480 mm x 530 mm stainless steel, four blade, left hand.                      |
| Propeller Shaft    | ✓      |            | Shaft incorporated in stern drive.   |
| Propeller Skag     | ✓      |            | Stern drive.   |
| Stern Gland        | ✓      |            | Seals in stern drive.  |
| Rudder             | ✓      |            | Stern drive steering.  |
| Rudder Mounts      | ✓      |            | Incorporated in stern drive.   |
| Rudder Stock/Gland | ✓      |            | Incorporated in stern drive.   |

### HULL CONSTRUCTION/CONDITION, CONT'D

|                    | ACCEPT | NON ACCEPT | COMMENTS/DETAILS/DESCRIPTION                           |
|--------------------|--------|------------|--|
| Steering Linkages  | ✓      |            |  |
| Auxiliary Steering | ✓      |            | Hydraulic ram to stern leg.                            |
| Chain Plates       | -      |            | Stainless steel tiller arm to fit to stern leg tiller. |
| Stemhead Fitting   | ✓      |            | N.A.<br>Bow roller.                                    |

**Recommendations:**

Hull found in sound condition. Staining on topside coating leading from drain holes at port and starboard sides of forward cable storage locker.

### MOTOR INSTALLATION/CONDITION

PETROL:  DIESEL:  BRAND: Iveco MODEL NO: 8061SRM25  
 SERIAL NO: 553549 H.P.: 250 H.P. @ 2700 R.P.M. AGE: Fully rebuilt 03.2010.

|                     | ACCEPT | NON ACCEPT | COMMENTS/DETAILS/DESCRIPTION  |
|---------------------|--------|------------|---|
| Installation        | ✓      |            | Professionally installed.   |
| Controls            | ✓      |            | Single lever Morse.   |
| Exhaust             | ✓      |            | Stainless trunking through transom – water cooled.                                  |
| Fuel Lines/Fittings | ✓      |            | Approved FC 332-6 fuel hoses.   |
| Fuel Tanks          | ✓      |            | 1 – 480 litres.   |
| Filler              | ✓      |            | Mounted on starboard side bulwark capping.  |
| Venting             | ✓      |            | Outboard on starboard side.   |
| Connections & Lines | ✓      |            | Approved fittings to suit flexible hoses.   |
| Electrical Harness  | ✓      |            | Cables fitted into alloy conduit. Secured below bulwark capping.                    |
| Electrical Fitting  | -      |            | N.A.  |
| Stove               | -      |            | N.A.  |
| Gas Bottles         | -      |            | N.A.  |
| Position            | -      |            | N.A.  |
| Connections & Lines | -      |            | N.A.  |
| Venting             | -      |            | N.A.  |
| Gas Detector        | -      |            | N.A.  |
| Batteries           | ✓      |            | 4 – MFM70. 2 – 12 volt for engine, 1 – 12 volt for domestic, 1 – 12 volt for radio. |
| Mounting            | ✓      |            | Plastic battery boxes. Batteries secured with straps.                               |
| Bilge Pump - Manual | ✓      |            | Whale Gusher – 3 suction points.  |
| - Electric          | ✓      |            | Rule submersible – with float switch and high level alarm.                          |

**Recommendations:**

Velvet drive hydraulic reversing gearbox, 1:1 ratio.  
 Stern drive – Konrad Model 580, Serial No. 5878.  
 Stern drive fitted new 03.2009 – logged 350 hours.  
 Main engine fully reconditioned in 03.2010. Logged 103 hours since rebuild.  
 Gearbox fully reconditioned 03.2009.  
 Alternator serviced 06.2009.  
 Starter motor new 06.2010.

### MAST SPARS RIGGING AND SAILS

MAST & BOOM MATERIAL: N.A.

|                       | ACCEPT                   | NON ACCEPT               | COMMENTS/DETAILS/DESCRIPTION |
|-----------------------|--------------------------|--------------------------|------------------------------|
| Masts                 | <input type="checkbox"/> | <input type="checkbox"/> |                              |
| Mast Step             | <input type="checkbox"/> | <input type="checkbox"/> |                              |
| Booms                 | <input type="checkbox"/> | <input type="checkbox"/> |                              |
| Spin Pole/Jockey Pole | <input type="checkbox"/> | <input type="checkbox"/> | Power driven vessel.         |
| Standing Rigging      | <input type="checkbox"/> | <input type="checkbox"/> | Not rigged and no sails.     |
| Running Rigging       | <input type="checkbox"/> | <input type="checkbox"/> |                              |
| Spreaders             | <input type="checkbox"/> | <input type="checkbox"/> |                              |
| Base Attachments      | <input type="checkbox"/> | <input type="checkbox"/> |                              |
| Chain Plates          | <input type="checkbox"/> | <input type="checkbox"/> |                              |
| Hydraulics            | <input type="checkbox"/> | <input type="checkbox"/> |                              |

Sail Inventory:

Sail Age:

Sail Condition:

Recommendations:

### SAFETY EQUIPMENT

|                      | ACCEPT                              | NON ACCEPT               | COMMENTS/DETAILS/DESCRIPTION                               |
|----------------------|-------------------------------------|--------------------------|--|
| Anchors              | <input checked="" type="checkbox"/> | <input type="checkbox"/> | 15 kg CQR. 1 - 3 kg Reef anchor.                           |
| Warps                | <input checked="" type="checkbox"/> | <input type="checkbox"/> | 10 mm diameter by 60 metres. 16 mm diameter by 100 metres. |
| Flares               | <input checked="" type="checkbox"/> | <input type="checkbox"/> | 3 - Parachute, 2 - Red, 2 - Orange. 03.2011 and 08.2012    |
| Fire Extinguisher    | <input checked="" type="checkbox"/> | <input type="checkbox"/> | 1 - 45 kg Dry Chemical. 1 - 1.1 kg Dry Chemical            |
| Spot Light           | <input type="checkbox"/>            | <input type="checkbox"/> |  |
| Lifejackets          | <input checked="" type="checkbox"/> | <input type="checkbox"/> | 2 - RFD, 8 - SMA. Fitted with lights.                      |
| Navigation Lights    | <input checked="" type="checkbox"/> | <input type="checkbox"/> | Electric - battery powered.                                |
| Life Raft            | <input checked="" type="checkbox"/> | <input type="checkbox"/> | Inflatable 10 person.                                      |
| Pulpits              | <input checked="" type="checkbox"/> | <input type="checkbox"/> | Aluminium alloy, 38 mm diameter.                           |
| Pushpits             | <input checked="" type="checkbox"/> | <input type="checkbox"/> | Aluminium alloy bulwarks, 650 mm high.                     |
| Stanchions/Lifelines | <input checked="" type="checkbox"/> | <input type="checkbox"/> | Bulwarks around full perimeter of deck area aft.           |

Recommendations:

RFD - 10 man, Serial No. 12317C0038. Marine Coastal model. Next service due 30.03.2011.  
 Hammar hydrostatic release expired 04.2011.  
 Muir Cougar anchor windlass, electric powered.  
 Compass deviation card issued 02.10.2009.

## EQUIPMENT AND ACCESSORIES SIGHTED

| UNIT            | MAKE      | TYPE              | SERIAL NUMBER | VALUE \$          |
|-----------------|-----------|-------------------|---------------|-------------------|
| Compass         | Ritchie   | 100 mm diameter   | -             | 300.00            |
| Plotter/Sounder | Furuno    | GP-1650F          | 3413-7233     | 500.00            |
| Plotter         | Lowrance  | HOS5              | 10288 1152    | 1,500.00          |
| Radio HF        | Icom      | IC-M710 AUS       | 17041         | 1,500.00          |
| Tuner           | Codan     | 7208 Mark 2B      |               | 300.00            |
| Radio VHF       | GME       | GX-800            | 100101891     | 300.00            |
| EPIRB           | GME       | MT400-s503A       | 901103030     | 300.00            |
|                 |           |                   |               | <u>\$4,700.00</u> |
| VALUATION       |           |                   | SUM INSURED   |                   |
| HULL            | \$        | 180,000.00        |               |                   |
| MOTOR           | \$        | 68,000.00         |               |                   |
| E. & A.         | \$        | 4,700.00          |               |                   |
| <b>TOTAL</b>    | <b>\$</b> | <b>252,700.00</b> |               |                   |

## GENERAL REMARKS AND RECOMMENDATIONS

RESTRICTED WATERS OPEN WATERS 

"DUNDEE BLUE WATER II" was inspected whilst clear of the water on her launching trailer at the Owner's residence in Balanda Drive at Dundee Beach in company with her Owner on 23 July 2010. The vessel's hull was found in sound condition, where plating and framing were inspected externally and internally where readily accessible. Welded connections seen sound, with no evidence of cracking. Machinery was seen in a sound, clean condition, with the engine having been fully reconditioned in March 2010, with the gearbox overhauled at the same time. A new stern drive was fitted in March 2009. Mechanical equipment is maintained and serviced as per the manufacturer's recommendations and is well cared for by the vessel's Owner.

The vessel operates out of Dundee Beach for day and occasional extended fishing charters in the Fogg Bay area and to surrounding islands up to 70 nautical miles away from Dundee Beach. The vessel operates between April and November throughout the year and when laid up in the Wet or Off Season, is stored ashore at Dundee Beach on the Owner's beachside private property and for the extended lay up is stored at another fenced and secured block of land 2 km away from the beach area.

"DUNDEE BLUE WATER II" was found in a sound condition and well fitted out for fishing charter operations.

 Insured

Name:

Signature:

Date:

 Authorised Marine Surveyor

Name: RONALD B. HALSTEAD

Signature: *Ronald B. Halstead* Date: 26 July 2010.

Copyright © 2012 Time Drafting Inc. All rights reserved. No part of this drawing may be reproduced without the written permission of Time Drafting Inc.



SIDE VIEW  
SCALE 1" = 2' 0" = 24"



|  |
|--|
|  |
|  |
|  |
|  |
|  |
|  |
|  |
|  |



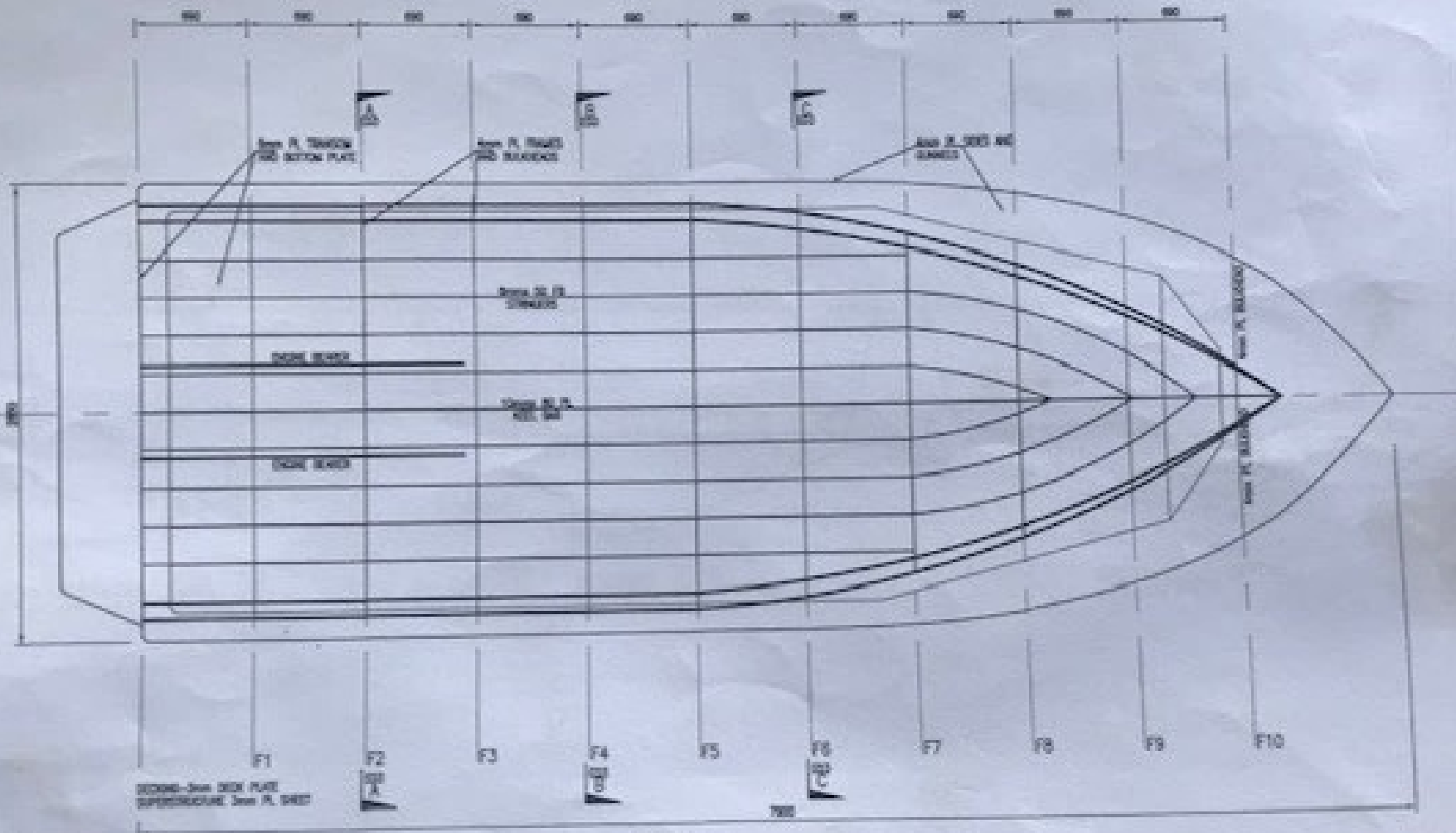
290 502 4411  
24000 87 2901  
© 20120214

DO NOT scale from drawings. All dimensions should be checked on site prior to ordering materials or commencement of construction.

DUNDEE BLUEWATER  
CHARTERS

SIDE VIEW

|       |                |          |     |
|-------|----------------|----------|-----|
| Scale | 1 : 24         | CD No.   |     |
| Date  | SEPTEMBER 2012 | Drawn By | WJS |
| Sheet | E02            | Revised  | 1   |



TOP VIEW  
SCALE 1" = 20' AT A3

SECOND-Deck DECK PLATE  
SUPERSTRUCTURE Deck PL. SHEET

DUNDEE BLUEWATER  
CHARTERS

TOP VIEW

|       |                |            |     |
|-------|----------------|------------|-----|
| Scale | 1" = 20'       | Drawn By   | WCC |
| Date  | SEPTEMBER 2013 | Checked By | WCC |
| Sheet | E01            | Revision   | 1   |

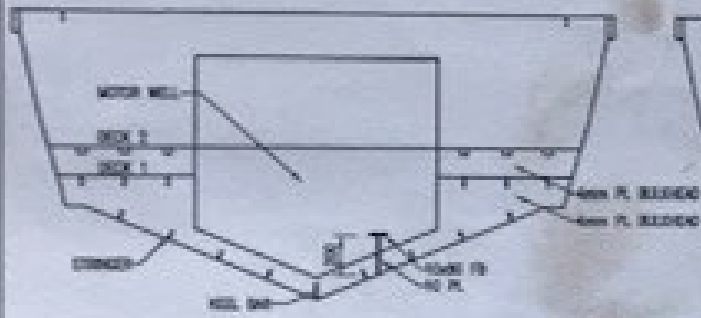


270 821 4422  
24550 87 2821  
© 2009/2014


DO NOT scale from drawings. All dimensions should be checked on site prior to entering materials or commencement of construction.



© Vancouver and Seattle/Drafting.com Inc. All rights reserved. No part of this publication may be reproduced without the prior written permission of the publisher.



SECTION **A-A**  
SCALE 1:20



SECTION **A-B**  
SCALE 1:20



SECTION **B-B**  
SCALE 1:20

|  |
|--|
|  |
|  |
|  |
|  |
|  |
|  |
|  |
|  |
|  |
|  |
|  |



270 500 400  
DUNDEE BLUEWATER  
CHARTERS

DO NOT scale from drawings. All dimensions should be checked on site prior to ordering materials or commencement of construction.

DUNDEE BLUEWATER  
CHARTERS

SIDE VIEW

|       |            |            |     |
|-------|------------|------------|-----|
| Scale | 1:20       | Drawn By   | WCC |
| Date  | 12/20/2013 | Checked By | WCC |
| Sheet | E03        | Revision   | 1   |