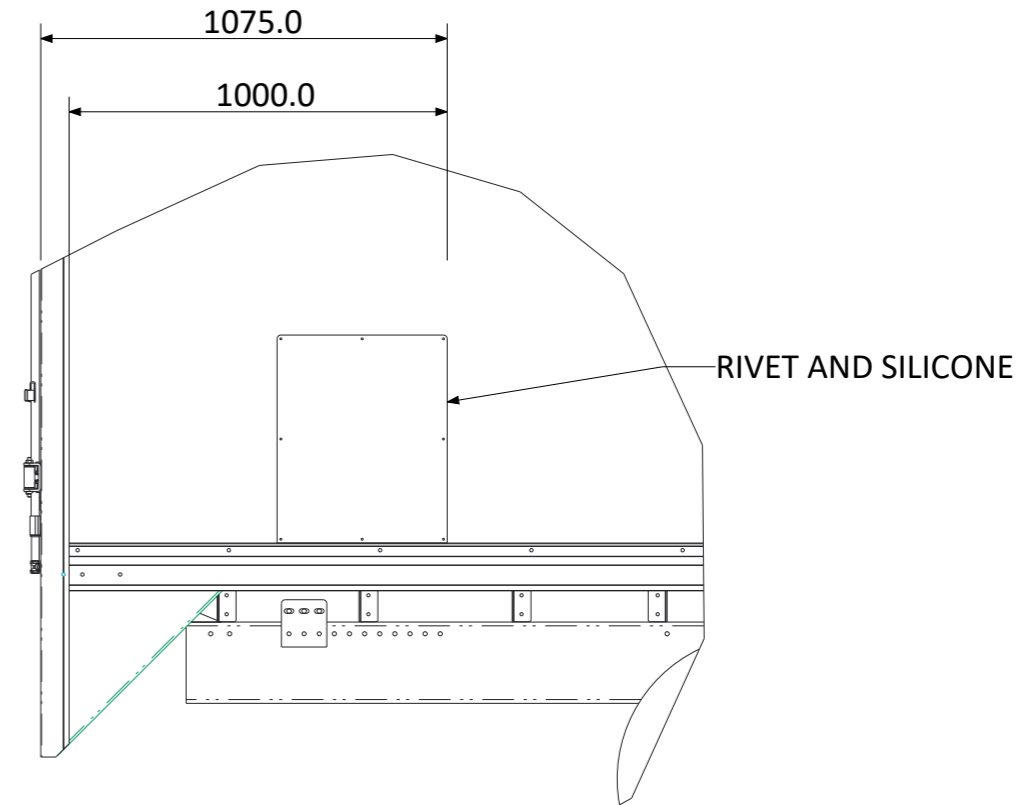
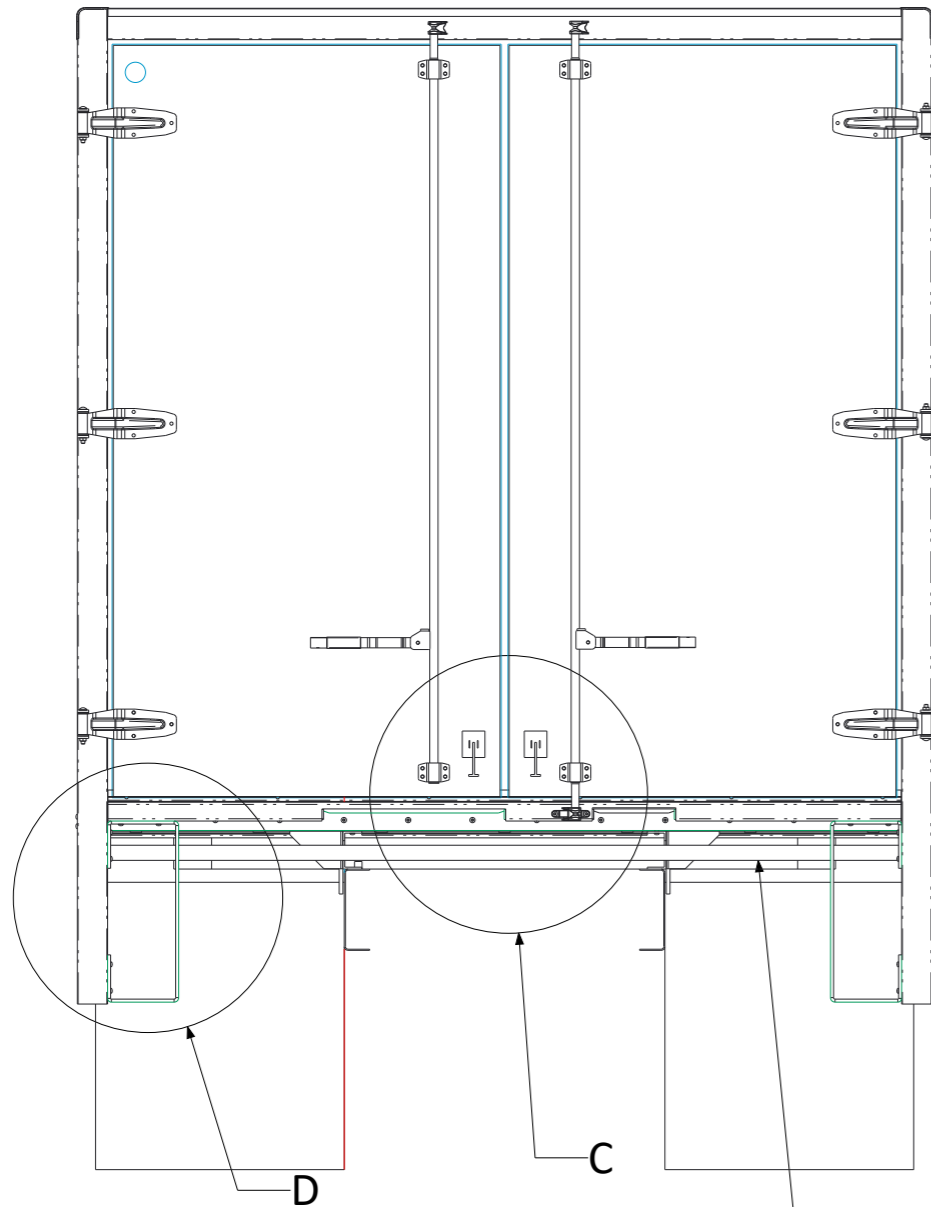
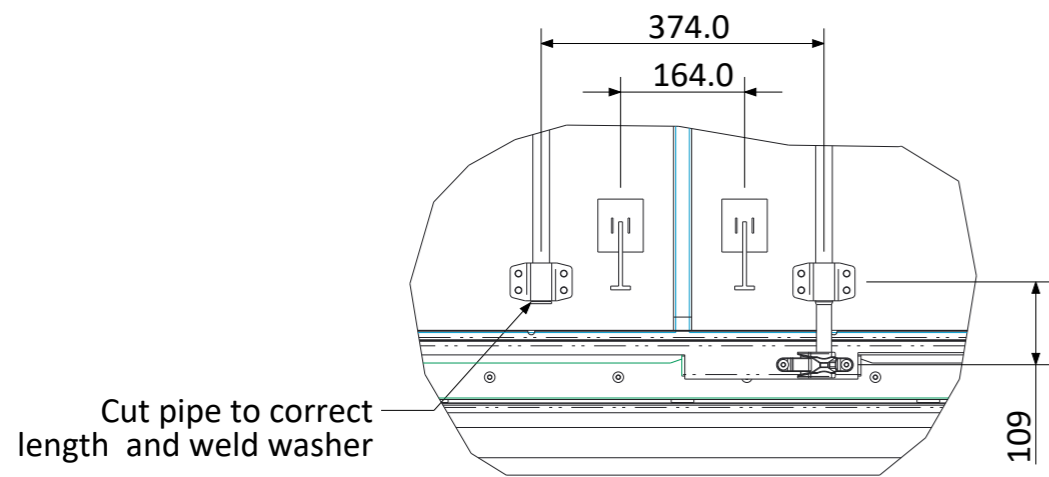


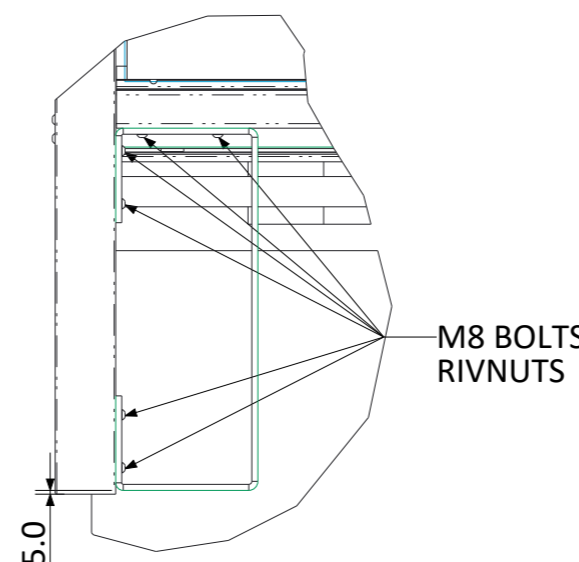
REV	DESCRIPTION	DATE
0	Initial Release	03-NOV-2022



*Temporary brace required to support door during shipping
*Attach brace in a discreet location



C(0.100)

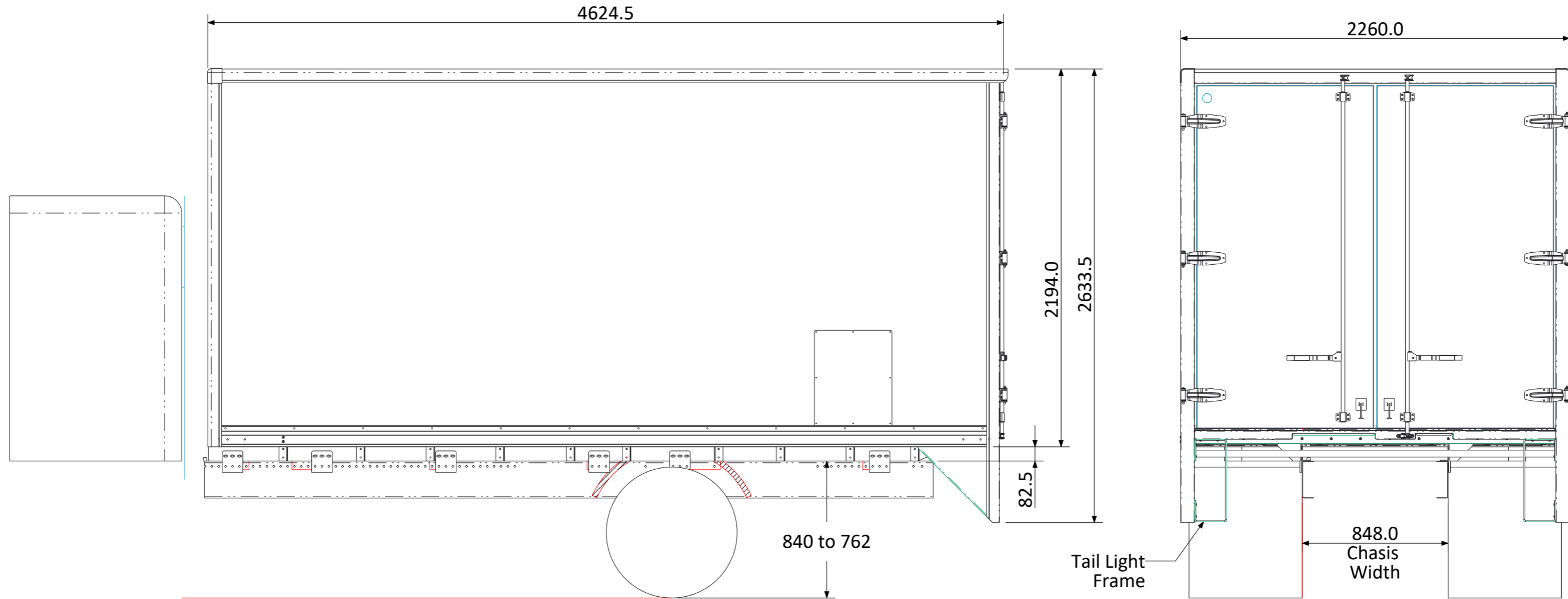


D(0.100)

1	- TOLERANCES: HOLE CENTRES: 0.5MM, HOLE DIAMETERS: 0.5MM, FOLDING: 0.5MM, OVERALL SIZE: 1.0MM		
NOTE:	DESCRIPTION:		
MATERIAL:	-		
MAT FINISH:	-		
TITLE:	DOOR / SIDE DETAIL		
DWG NO:	TBT-V GA01	10-16 Sir Joseph Banks Drive Kurnell NSW 2231	
CAD FILE:	TBT-V.DRW	PH: +612 9540 9966 FAX: +612 9540 3399	
ALL DIMENSIONS IN MILLIMETERS			
COPYRIGHT THE INFORMATION CONTAINED IN THIS DRAWING IS SUBJECT TO COPYRIGHT AND IS NOT TO BE COPIED IN WHOLE OR IN PART WITHOUT THE WRITTEN APPROVAL OF ALDRIDGE ELECTRICAL INDUSTRIES PTY. LTD.		SCALE: 0.050	CHECKED: LY
		SHEET SIZE: A3	APPROVED: JA
		QTY: -	DATE: 03-NOV-2022
		DRAWN: NS	REVISION: -



REV	DESCRIPTION	DATE
0	Initial Release	20-JUL-2023



1 - TOLERANCES: HOLE CENTRES: 0.5MM, HOLE DIAMETERS: 0.5MM, FOLDING: 0.5MM, OVERALL SIZE: 1.0MM

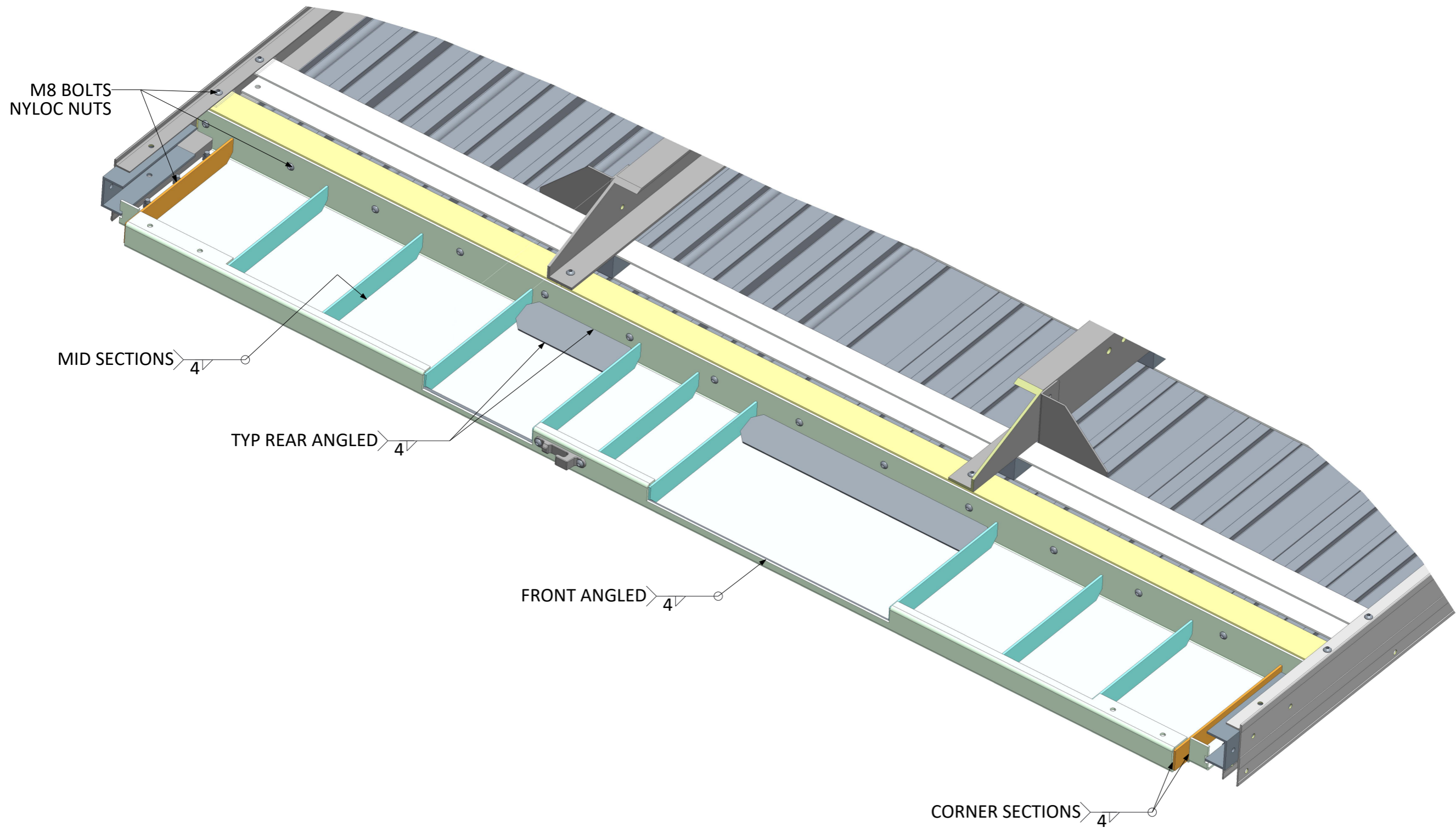
NOTE: DESCRIPTION:


MATERIAL:

MAT FINISH:

TITLE:					
GA02					
DWG NO:	TBT-V -GA02	10-16 Sir Joseph Banks Drive Kurnell NSW 2231			
CAD FILE:	TBT-V.DRW	PH: +612 9540 9966 FAX: +612 9540 3399			
ALL DIMENSIONS IN MILLIMETERS			DRAWN:	NS	REVISION:
<small>COPYRIGHT THE INFORMATION CONTAINED IN THIS DRAWING IS SUBJECT TO COPYRIGHT AND IS NOT TO BE COPIED IN WHOLE OR IN PART WITHOUT THE WRITTEN APPROVAL OF ALDRIDGE ELECTRICAL INDUSTRIES PTY. LTD.</small>		SCALE: 0.040	CHECKED:	LY	0
		SHEET SIZE: A3	APPROVED:	JA	
		QTY:	DATE: 20-JUL-2023		

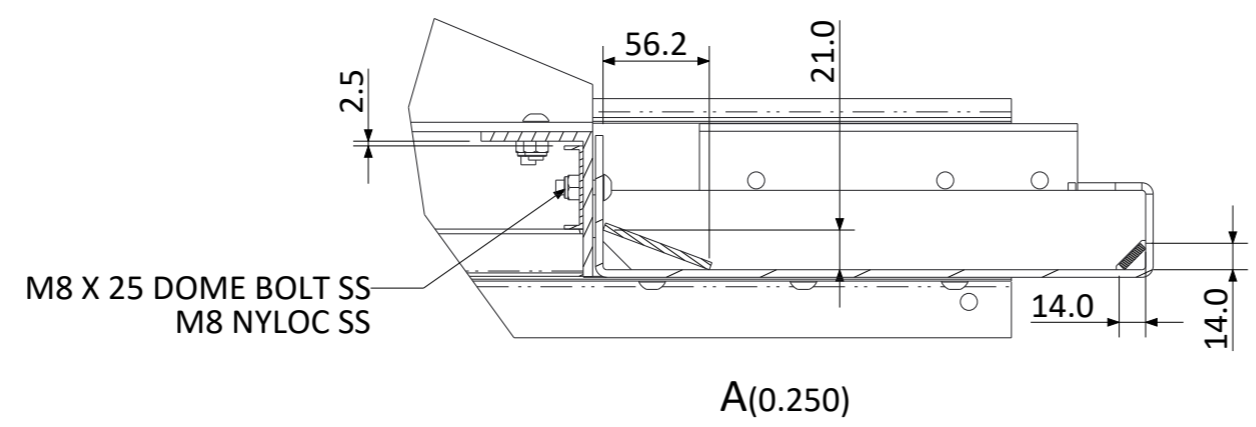
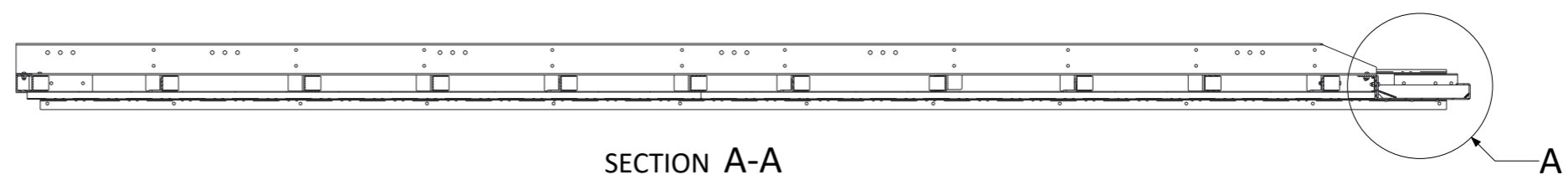
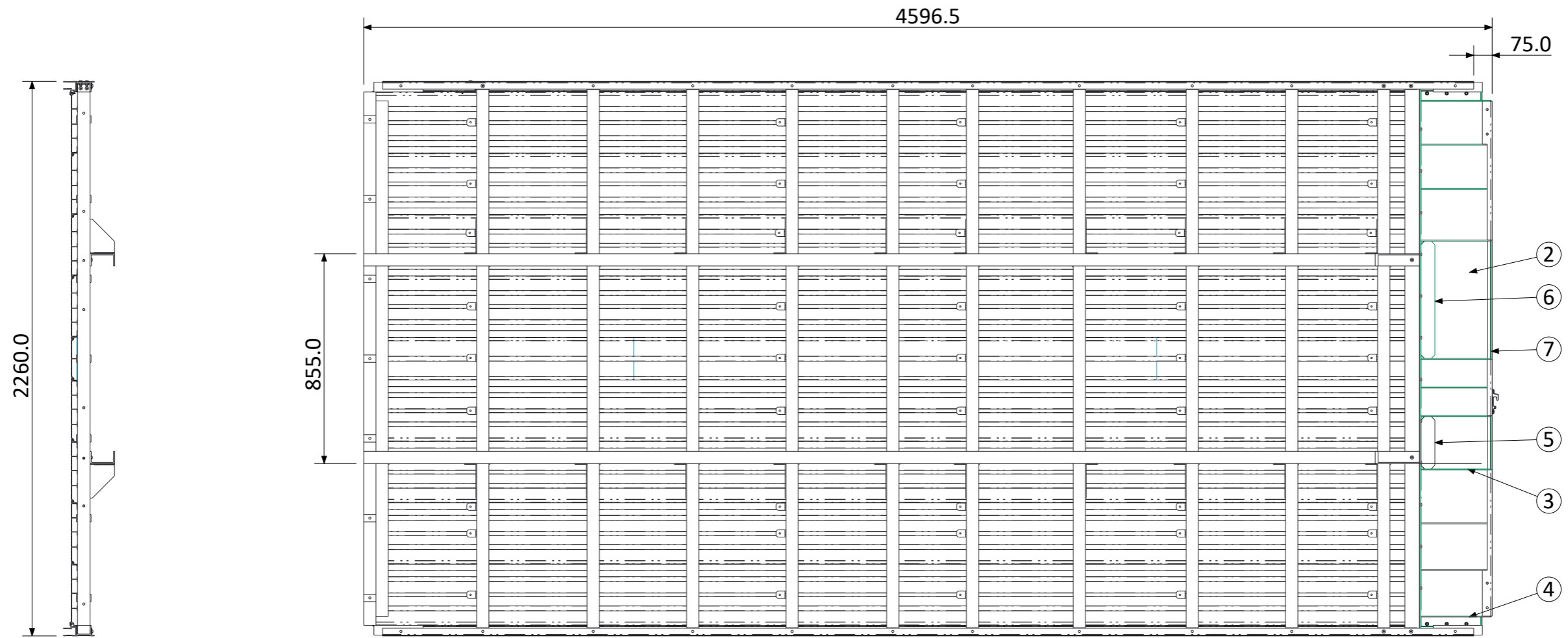
REV	DESCRIPTION	DATE
0	Initial Release	03-NOV-2022



1		- TOLERANCES: HOLE CENTRES: 0.5MM, HOLE DIAMETERS: 0.5MM, FOLDING: 0.5MM, OVERALL SIZE: 1.0MM	
NOTE:		DESCRIPTION:	
MATERIAL:	STEEL		
MAT FINISH:	-		
TITLE:		 Aldridge Electrical Industries 10-16 Sir Joseph Banks Drive Kurnell NSW 2231 PH: +612 9540 9966 FAX: +612 9540 3399	
WELD DETAIL STEEL			
DWG NO:	TBT-V -GA01		
CAD FILE:	TBT-V.DRW		
ALL DIMENSIONS IN MILLIMETERS		SCALE: 0.050	DRAWN: NS
<small>COPYRIGHT THE INFORMATION CONTAINED IN THIS DRAWING IS SUBJECT TO COPYRIGHT AND IS NOT TO BE COPIED IN WHOLE OR IN PART WITHOUT THE WRITTEN APPROVAL OF ALDRIDGE ELECTRICAL INDUSTRIES PTY. LTD.</small>		SHEET SIZE: A3	CHECKED: LY
		QTY: -	APPROVED: JA
		DATE: 03-NOV-2022	REVISION: 0

ITEM NO	PART NUMBER	QTY	DESCRIPTION
1	BOLT-DOME-M8X20	14	FASTENER
2	TBT-V-601	1	TAIL LIFT PANEL 01
3	TBT-V-602	9	TAIL LIFT PANEL 02
4	TBT-V-603	2	TAIL LIFT PANEL 03
5	TBT-V-604	1	TAIL LIFT PANEL 04
6	TBT-V-605	1	TAIL LIFT PANEL 05
7	TBT-V-606	1	TAIL LIFT PANEL 06

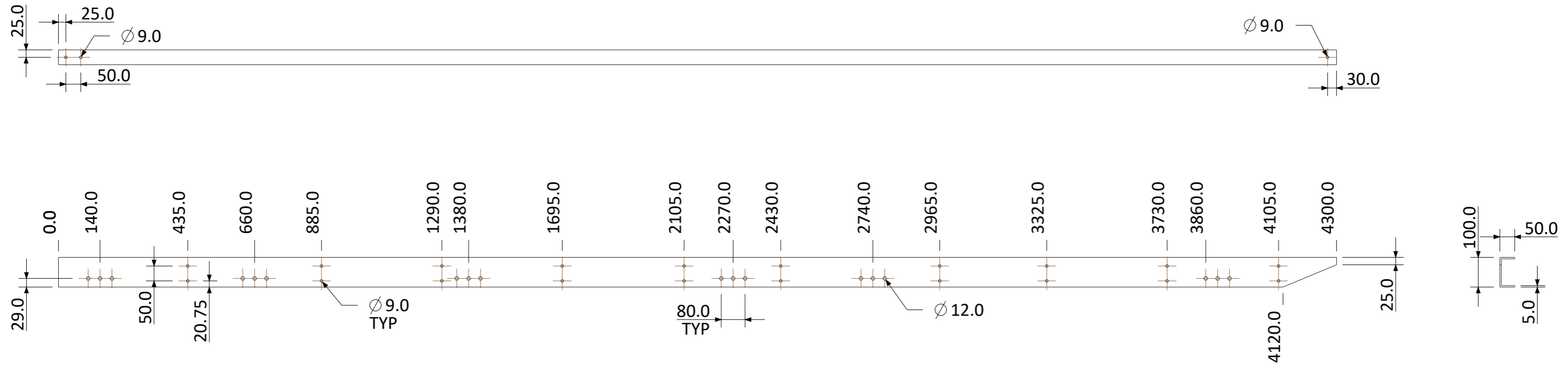
REV	DESCRIPTION	DATE
0	Initial Release	03-NOV-2022



1	- TOLERANCES: HOLE CENTRES: 0.5MM, HOLE DIAMETERS: 0.5MM, FOLDING: 0.5MM, OVERALL SIZE: 1.0MM		
NOTE:	DESCRIPTION:		
MATERIAL:	-		
MAT FINISH:	-		
TITLE:	FLOOR ASSEMBLY		
DWG NO:	TBT-V -GA01	10-16 Sir Joseph Banks Drive Kurnell NSW 2231	
CAD FILE:	TBT-V.DRW	PH: +612 9540 9966 FAX: +612 9540 3399	
ALL DIMENSIONS IN MILLIMETERS			
COPYRIGHT THE INFORMATION CONTAINED IN THIS DRAWING IS SUBJECT TO COPYRIGHT AND IS NOT TO BE COPIED IN WHOLE OR IN PART WITHOUT THE WRITTEN APPROVAL OF ALDRIDGE ELECTRICAL INDUSTRIES PTY. LTD.	SCALE: 0.050	CHECKED: LY	REVISION: 0
	SHEET SIZE: A3	APPROVED: JA	
	QTY: -	DATE: 03-NOV-2022	



REV	DESCRIPTION	DATE
0	Initial Release	03-NOV-2022




1 - TOLERANCES: HOLE CENTRES: 0.5MM, HOLE DIAMETERS: 0.5MM, FOLDING: 0.5MM, OVERALL SIZE: 1.0MM

NOTE: DESCRIPTION:

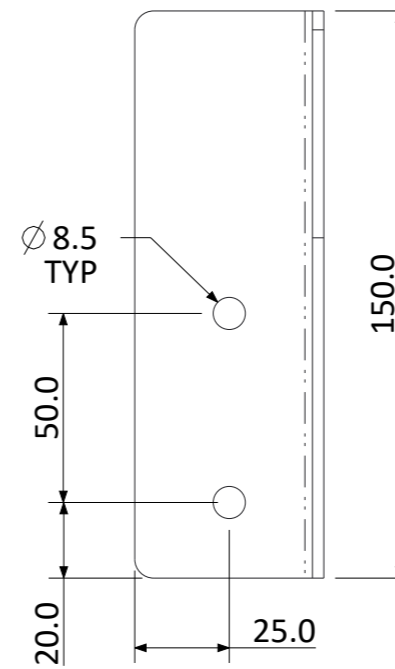
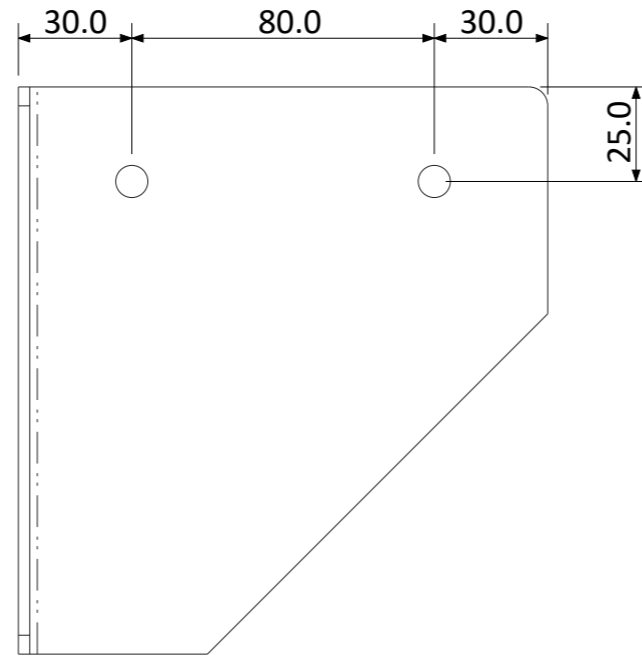

MATERIAL: 100 x 50 x 5 ALUMINIUM PF

MAT FINISH: -

TITLE:		 Aldridge Electrical Industries 10-16 Sir Joseph Banks Drive Kurnell NSW 2231 PH: +612 9540 9966 FAX: +612 9540 3399		
TBT-V SUPPORT RAILS				
DWG NO:	TBT-V-101			
CAD FILE:	TBT-V.DRW			
ALL DIMENSIONS IN MILLIMETERS		SCALE: 0.075	CHECKED: LY	REVISION: 0
COPYRIGHT THE INFORMATION CONTAINED IN THIS DRAWING IS SUBJECT TO COPYRIGHT AND IS NOT TO BE COPIED IN WHOLE OR IN PART WITHOUT THE WRITTEN APPROVAL OF ALDRIDGE ELECTRICAL INDUSTRIES PTY. LTD.		SHEET SIZE: A3	APPROVED: JA	0
		QTY: -	DATE: 03-NOV-2022	

SEND ASSEMBLED

REV	DESCRIPTION	DATE
0	Initial Release	03-NOV-2022



1 - TOLERANCES: HOLE CENTRES: 0.5MM, HOLE DIAMETERS: 0.5MM, FOLDING: 0.5MM, OVERALL SIZE: 1.0MM

NOTE: DESCRIPTION:

MATERIAL: STAINLESS STEEL

MAT FINISH: -

TITLE: FRAME BRACKET


 Aldridge Electrical Industries

DWG NO: TBT-V-111 10-16 Sir Joseph Banks Drive Kurnell NSW 2231

CAD FILE: TBT-V.DRW PH: +612 9540 9966 FAX: +612 9540 3399

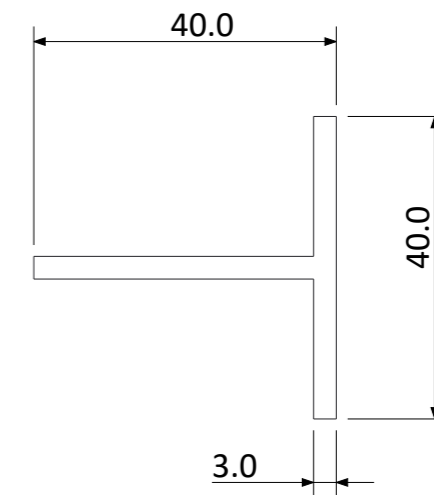
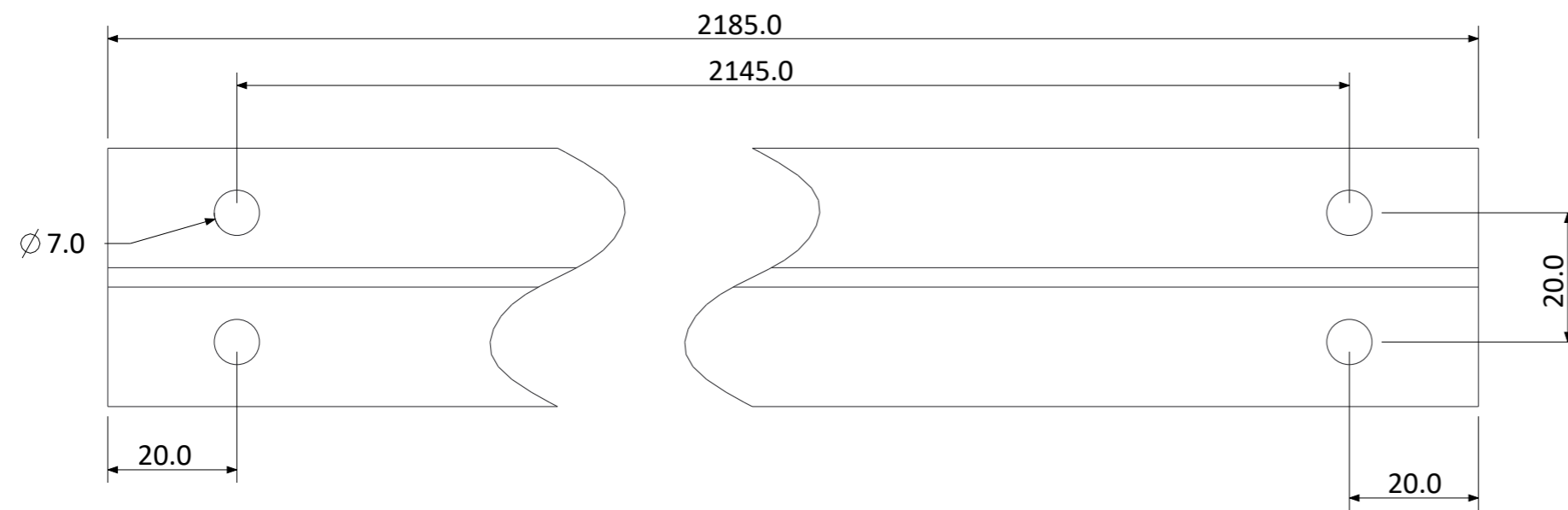
ALL DIMENSIONS IN MILLIMETERS

	DRAWN: NS	REVISION:
--	-----------	-----------

COPYRIGHT THE INFORMATION CONTAINED IN THIS DRAWING IS SUBJECT TO COPYRIGHT AND IS NOT TO BE COPIED IN WHOLE OR IN PART WITHOUT THE WRITTEN APPROVAL OF ALDRIDGE ELECTRICAL INDUSTRIES PTY. LTD.	SCALE: 0.500	CHECKED: LY	0
	SHEET SIZE: A3	APPROVED: JA	
	QTY: 20	DATE: 03-NOV-2022	

SEND ASSEMBLED

REV	DESCRIPTION	DATE
0	Initial Release	03-NOV-2022



1 - TOLERANCES: HOLE CENTRES: 0.5MM, HOLE DIAMETERS: 0.5MM, FOLDING: 0.5MM, OVERALL SIZE: 1.0MM

NOTE: DESCRIPTION:

MATERIAL: 40 x 3mm Aluminium T Section

MAT FINISH: -

TITLE: TEMPORARY BRACE


 Aldridge Electrical Industries
 10-16 Sir Joseph Banks Drive Kurnell NSW 2231

DWG NO: TBT-V-503 10-16 Sir Joseph Banks Drive Kurnell NSW 2231

CAD FILE: TBT-V.DRW PH: +612 9540 9966 FAX: +612 9540 3399

ALL DIMENSIONS IN MILLIMETERS

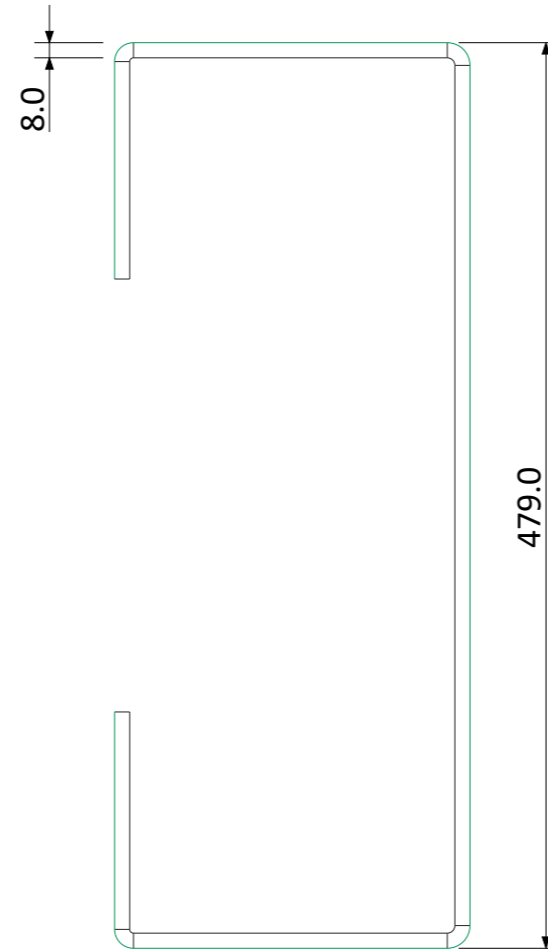
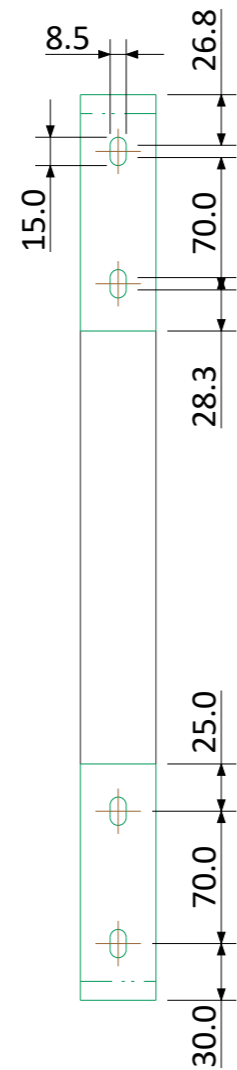
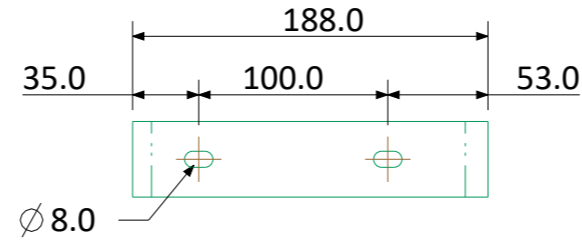
	DRAWN: NS	REVISION:
---	-----------	-----------

COPYRIGHT THE INFORMATION CONTAINED IN THIS DRAWING IS SUBJECT TO COPYRIGHT AND IS NOT TO BE COPIED IN WHOLE OR IN PART WITHOUT THE WRITTEN APPROVAL OF ALDRIDGE ELECTRICAL INDUSTRIES PTY. LTD.	SCALE: 1.000	CHECKED: LY	0
	SHEET SIZE: A3	APPROVED: JA	



QTY: 1	DATE: 03-NOV-2022
--------	-------------------

SEND ASSEMBLED

REV	DESCRIPTION	DATE
0	Initial Release	03-NOV-2022

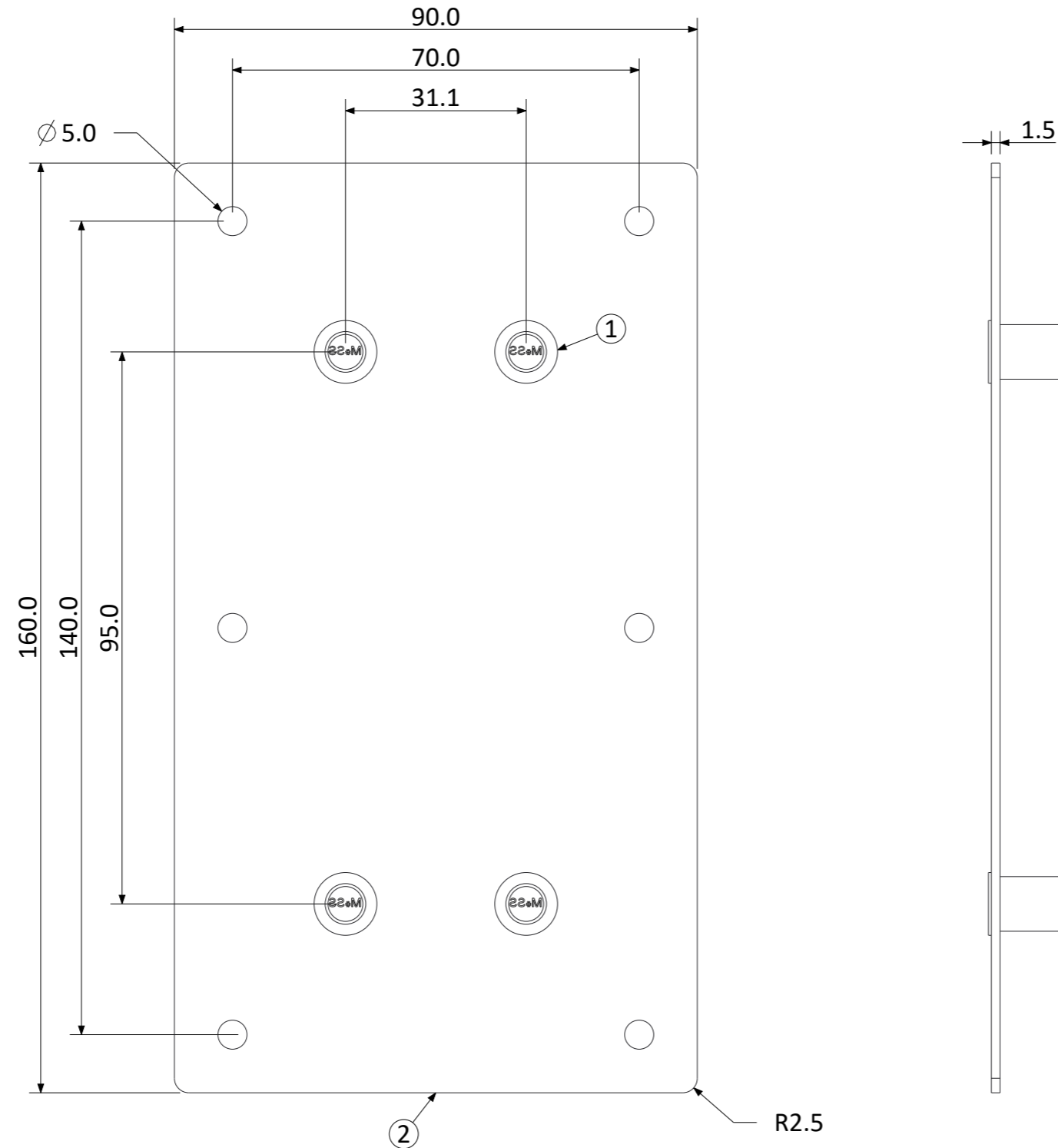


SEND ASSEMBLED

1	- TOLERANCES: HOLE CENTRES: 0.5MM, HOLE DIAMETERS: 0.5MM, FOLDING: 0.5MM, OVERALL SIZE: 1.0MM			
NOTE:	DESCRIPTION:			
MATERIAL:	8mm Marine Grade Aluminium			
MAT FINISH:	-			
TITLE:		 Aldridge Electrical Industries		
DWG NO:	TBT-V-506	10-16 Sir Joseph Banks Drive Kurnell NSW 2231		
CAD FILE:	TBT-V.DRW	PH: +612 9540 9966 FAX: +612 9540 3399		
ALL DIMENSIONS IN MILLIMETERS			DRAWN:	NS
COPYRIGHT THE INFORMATION CONTAINED IN THIS DRAWING IS SUBJECT TO COPYRIGHT AND IS NOT TO BE COPIED IN WHOLE OR IN PART WITHOUT THE WRITTEN APPROVAL OF ALDRIDGE ELECTRICAL INDUSTRIES PTY. LTD.		SCALE: 0.250	CHECKED:	LY
		SHEET SIZE: A3	APPROVED:	JA
		QTY: 2	DATE:	03-NOV-2022
				0

ITEM NO	PART NUMBER	QTY	DESCRIPTION	HOLE SIZE
1	M6SS	4	INSERNUT	9.550
2	TBT-V-505	1	SPRING BOLT PLATE	0.000

REV	DESCRIPTION	DATE
0	Initial Release	03-NOV-2022



1 - TOLERANCES: HOLE CENTRES: 0.5MM, HOLE DIAMETERS: 0.5MM, FOLDING: 0.5MM, OVERALL SIZE: 1.0MM

NOTE: DESCRIPTION:

MATERIAL: 1.5mm MARINE GRADE ALUMINIUM

MAT FINISH:

TITLE: **SPRING BOLT PLATE**


 Aldridge Electrical Industries
 10-16 Sir Joseph Banks Drive Kurnell NSW 2231

DWG NO: TBT-V-500-A1

CAD FILE: TBT-V.DRW

PH: +612 9540 9966 FAX: +612 9540 3399

ALL DIMENSIONS IN MILLIMETERS

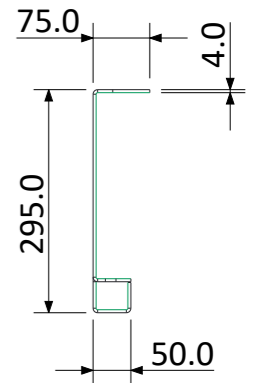

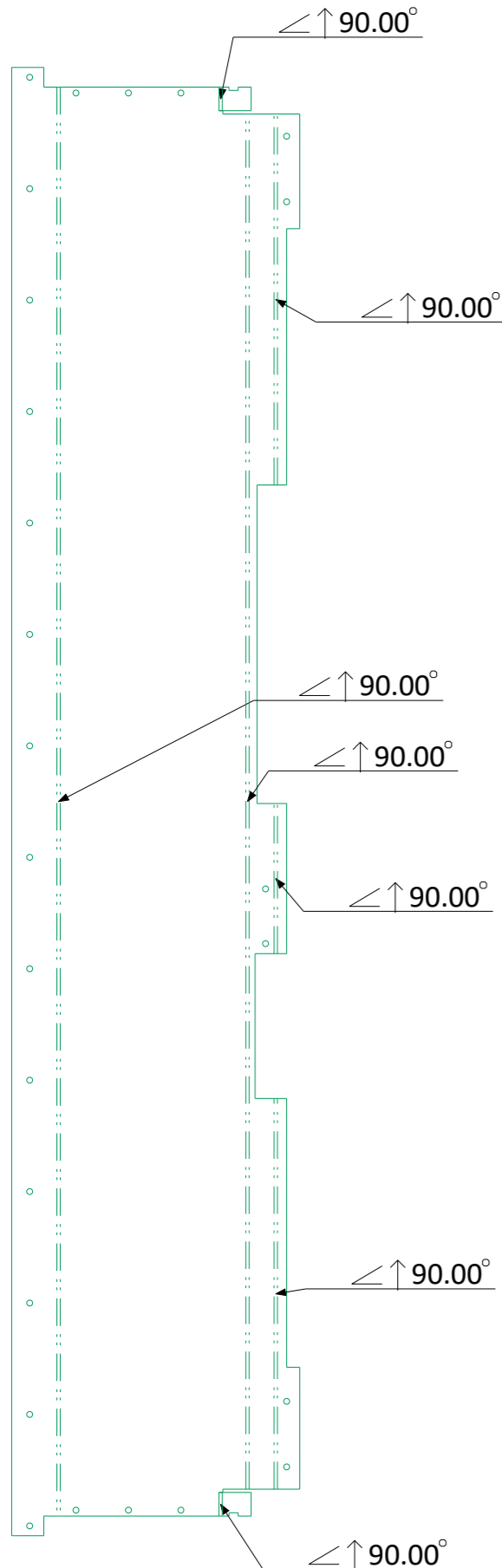
COPYRIGHT THE INFORMATION CONTAINED IN THIS DRAWING IS SUBJECT TO COPYRIGHT AND IS NOT TO BE COPIED IN WHOLE OR IN PART WITHOUT THE WRITTEN APPROVAL OF ALDRIDGE ELECTRICAL INDUSTRIES PTY. LTD.

SCALE: 1.000 SHEET SIZE: A3 QTY: 1

DRAWN: NS REVISION: 0
 CHECKED: LY
 APPROVED: JA
 DATE: 03-NOV-2022

SEND LOOSE


REV	DESCRIPTION	DATE
0	Initial Release	03-NOV-2022



SEND ASSEMBLED

1	- TOLERANCES: HOLE CENTRES: 0.5MM, HOLE DIAMETERS: 0.5MM, FOLDING: 0.5MM, OVERALL SIZE: 1.0MM		
NOTE:	DESCRIPTION:		
MATERIAL:	4mm MILD STEEL		
MAT FINISH:	HDG WITH WELDED PARTS		
TITLE:	TAIL LIFT PANEL 01		
DWG NO:	TBT-V-601	10-16 Sir Joseph Banks Drive Kurnell NSW 2231	
CAD FILE:	TBT-V.DRW	PH: +612 9540 9966 FAX: +612 9540 3399	
ALL DIMENSIONS IN MILLIMETERS		DRAWN:	NS
COPYRIGHT THE INFORMATION CONTAINED IN THIS DRAWING IS SUBJECT TO COPYRIGHT AND IS NOT TO BE COPIED IN WHOLE OR IN PART WITHOUT THE WRITTEN APPROVAL OF ALDRIDGE ELECTRICAL INDUSTRIES PTY. LTD.		SCALE: 0.100	CHECKED: LY
		SHEET SIZE: A3	APPROVED: JA
		QTY: 1	DATE: 03-NOV-2022
			REVISION: 0

REV	DESCRIPTION	DATE
0	Initial Release	03-NOV-2022



1 - TOLERANCES: HOLE CENTRES: 0.5MM, HOLE DIAMETERS: 0.5MM, FOLDING: 0.5MM, OVERALL SIZE: 1.0MM

NOTE: DESCRIPTION:

MATERIAL: 4mm MILD STEEL

MAT FINISH:

TITLE: TAIL LIFT PANEL O2


 Aldridge Electrical Industries
 10-16 Sir Joseph Banks Drive Kurnell NSW 2231

DWG NO: TBT-V-602

CAD FILE: TBT-V.DRW

PH: +612 9540 9966 FAX: +612 9540 3399


ALL DIMENSIONS IN MILLIMETERS

COPYRIGHT THE INFORMATION CONTAINED IN THIS DRAWING IS SUBJECT TO COPYRIGHT AND IS NOT TO BE COPIED IN WHOLE OR IN PART WITHOUT THE WRITTEN APPROVAL OF ALDRIDGE ELECTRICAL INDUSTRIES PTY. LTD.



SCALE: 1.000	CHECKED: LY	REVISION: 0
SHEET SIZE: A3	APPROVED: JA	
QTY: 9	DATE: 03-NOV-2022	

WELD

REV	DESCRIPTION	DATE
0	Initial Release	03-NOV-2022




1	- TOLERANCES: HOLE CENTRES: 0.5MM, HOLE DIAMETERS: 0.5MM, FOLDING: 0.5MM, OVERALL SIZE: 1.0MM		
NOTE:	DESCRIPTION:		
MATERIAL:	4mm MILD STEEL		
MAT FINISH:			

TITLE:		 Aldridge Electrical Industries		
DWG NO:	TBT-V-603	10-16 Sir Joseph Banks Drive Kurnell NSW 2231		
CAD FILE:	TBT-V.DRW	PH: +612 9540 9966 FAX: +612 9540 3399		
ALL DIMENSIONS IN MILLIMETERS			DRAWN:	NS
COPYRIGHT THE INFORMATION CONTAINED IN THIS DRAWING IS SUBJECT TO COPYRIGHT AND IS NOT TO BE COPIED IN WHOLE OR IN PART WITHOUT THE WRITTEN APPROVAL OF ALDRIDGE ELECTRICAL INDUSTRIES PTY. LTD.		SCALE: 1.000	CHECKED:	LY
		SHEET SIZE: A3	APPROVED:	JA
		QTY: 2	DATE: 03-NOV-2022	0

WELD

REV	DESCRIPTION	DATE
0	Initial Release	03-NOV-2022



1 - TOLERANCES: HOLE CENTRES: 0.5MM, HOLE DIAMETERS: 0.5MM, FOLDING: 0.5MM, OVERALL SIZE: 1.0MM

NOTE: DESCRIPTION:

MATERIAL: 4mm MILD STEEL

MAT FINISH:

TITLE: TAIL LIFT PANEL 04


 Aldridge Electrical Industries
 10-16 Sir Joseph Banks Drive Kurnell NSW 2231

DWG NO: TBT-V-604


CAD FILE: TBT-V.DRW

PH: +612 9540 9966 FAX: +612 9540 3399

ALL DIMENSIONS IN MILLIMETERS		SCALE: 1.000	CHECKED: LY	REVISION: 0
COPYRIGHT THE INFORMATION CONTAINED IN THIS DRAWING IS SUBJECT TO COPYRIGHT AND IS NOT TO BE COPIED IN WHOLE OR IN PART WITHOUT THE WRITTEN APPROVAL OF ALDRIDGE ELECTRICAL INDUSTRIES PTY. LTD.		SHEET SIZE: A3	APPROVED: JA	0
		QTY: 1	DATE: 03-NOV-2022	

WELD

REV	DESCRIPTION	DATE
0	Initial Release	03-NOV-2022



1 - TOLERANCES: HOLE CENTRES: 0.5MM, HOLE DIAMETERS: 0.5MM, FOLDING: 0.5MM, OVERALL SIZE: 1.0MM

NOTE: DESCRIPTION:

MATERIAL: 4mm MILD STEEL

MAT FINISH:

TITLE: TAIL LIFT PANEL 05


 Aldridge Electrical Industries
 10-16 Sir Joseph Banks Drive Kurnell NSW 2231

DWG NO: TBT-V-605

CAD FILE: TBT-V.DRW

PH: +612 9540 9966 FAX: +612 9540 3399

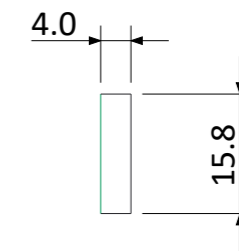
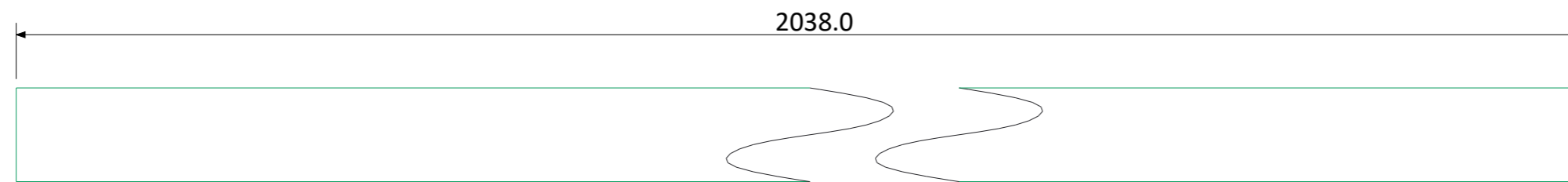
ALL DIMENSIONS IN MILLIMETERS

COPYRIGHT THE INFORMATION CONTAINED IN THIS DRAWING IS SUBJECT TO COPYRIGHT AND IS NOT TO BE COPIED IN WHOLE OR IN PART WITHOUT THE WRITTEN APPROVAL OF ALDRIDGE ELECTRICAL INDUSTRIES PTY. LTD.

SCALE: 0.500	CHECKED: LY	REVISION: 0
SHEET SIZE: A3	APPROVED: JA	
QTY: 1	DATE: 03-NOV-2022	

WELD

REV	DESCRIPTION	DATE
0	Initial Release	03-NOV-2022



1 - TOLERANCES: HOLE CENTRES: 0.5MM, HOLE DIAMETERS: 0.5MM, FOLDING: 0.5MM, OVERALL SIZE: 1.0MM

NOTE: DESCRIPTION:

MATERIAL: 4mm MILD STEEL

MAT FINISH:

TITLE:
TAIL LIFT PANEL 06



DWG NO: TBT-V-606 10-16 Sir Joseph Banks Drive Kurnell NSW 2231

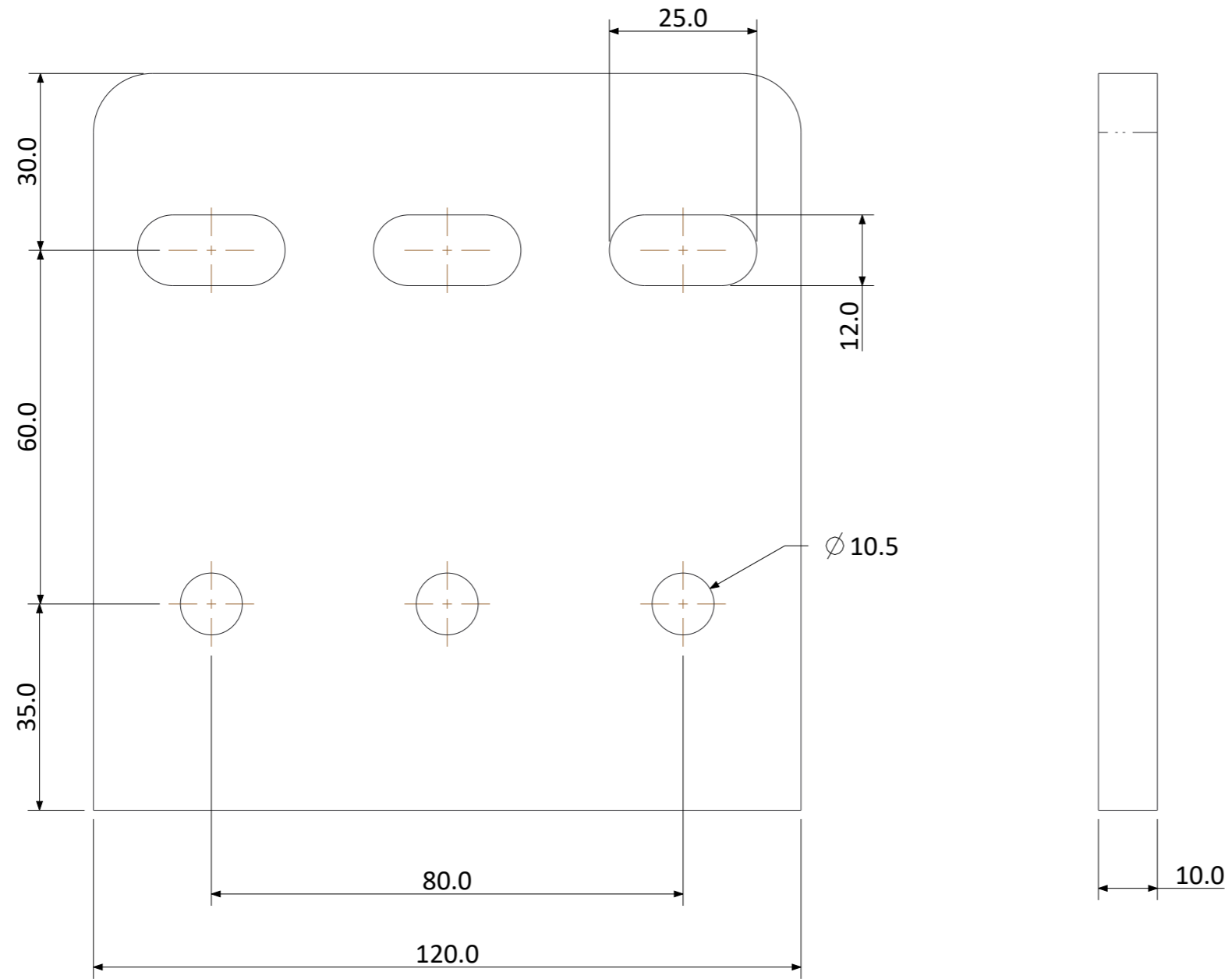
CAD FILE: TBT-V.DRW PH: +612 9540 9966 FAX: +612 9540 3399

ALL DIMENSIONS IN MILLIMETERS



COPYRIGHT THE INFORMATION CONTAINED IN THIS DRAWING IS SUBJECT TO COPYRIGHT AND IS NOT TO BE COPIED IN WHOLE OR IN PART WITHOUT THE WRITTEN APPROVAL OF ALDRIDGE ELECTRICAL INDUSTRIES PTY. LTD.	SCALE: 1.000	CHECKED: LY	0
	SHEET SIZE: A3	APPROVED: JA	
	QTY: 1	DATE: 03-NOV-2022	

WELD

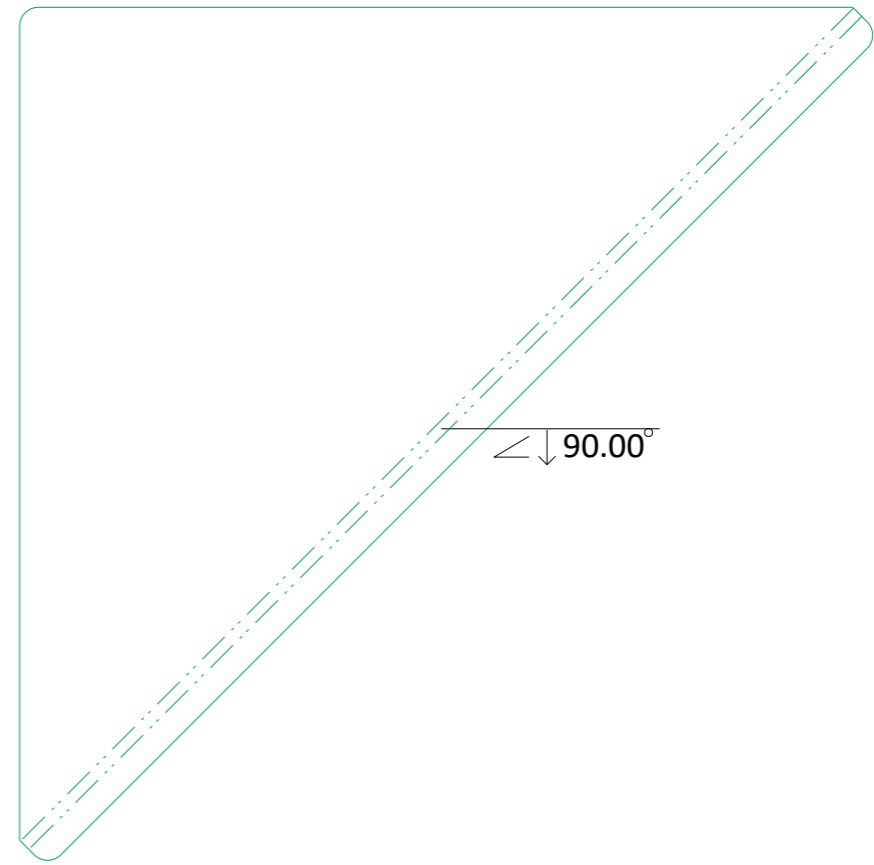
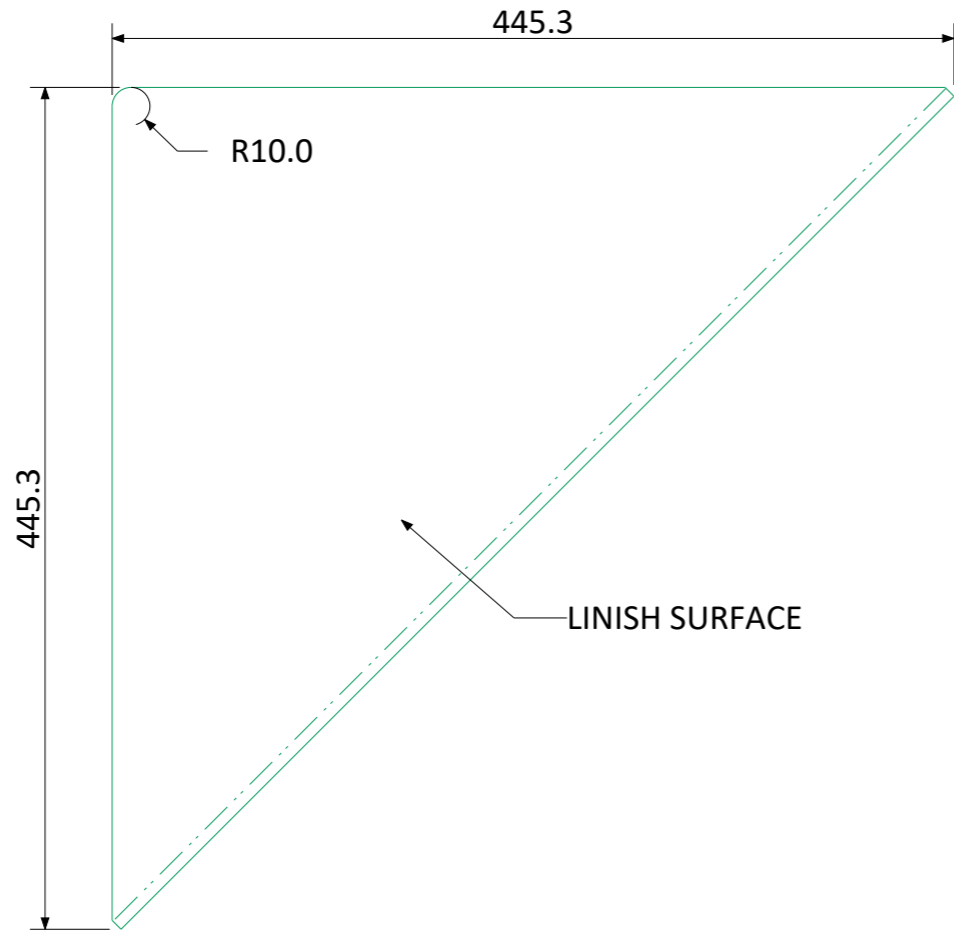
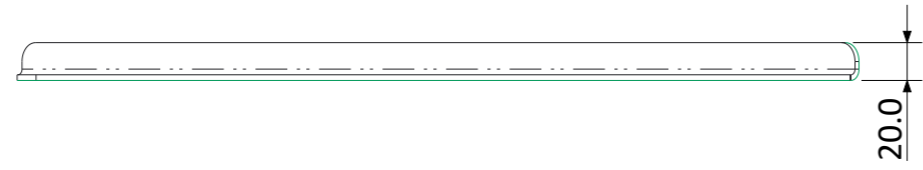
REV	DESCRIPTION	DATE
0	Initial Release	03-NOV-2022




SEND LOOSE

1	- TOLERANCES: HOLE CENTRES: 0.5MM, HOLE DIAMETERS: 0.5MM, FOLDING: 0.5MM, OVERALL SIZE: 1.0MM			
NOTE:	DESCRIPTION:			
MATERIAL:	10mm MARINE GRADE ALUMINIUM			
MAT FINISH:	-			
TITLE:		 Aldridge Electrical Industries		
DWG NO:	TBT-V-701	10-16 Sir Joseph Banks Drive Kurnell NSW 2231		
CAD FILE:	TBT-V.DRW	PH: +612 9540 9966 FAX: +612 9540 3399		
ALL DIMENSIONS IN MILLIMETERS			DRAWN:	NS
COPYRIGHT THE INFORMATION CONTAINED IN THIS DRAWING IS SUBJECT TO COPYRIGHT AND IS NOT TO BE COPIED IN WHOLE OR IN PART WITHOUT THE WRITTEN APPROVAL OF ALDRIDGE ELECTRICAL INDUSTRIES PTY. LTD.		SCALE: 1.000	CHECKED:	LY
		SHEET SIZE: A3	APPROVED:	JA
		QTY: 12	DATE: 03-NOV-2022	REVISION:

REV	DESCRIPTION	DATE
0	Initial Release	03-NOV-2022

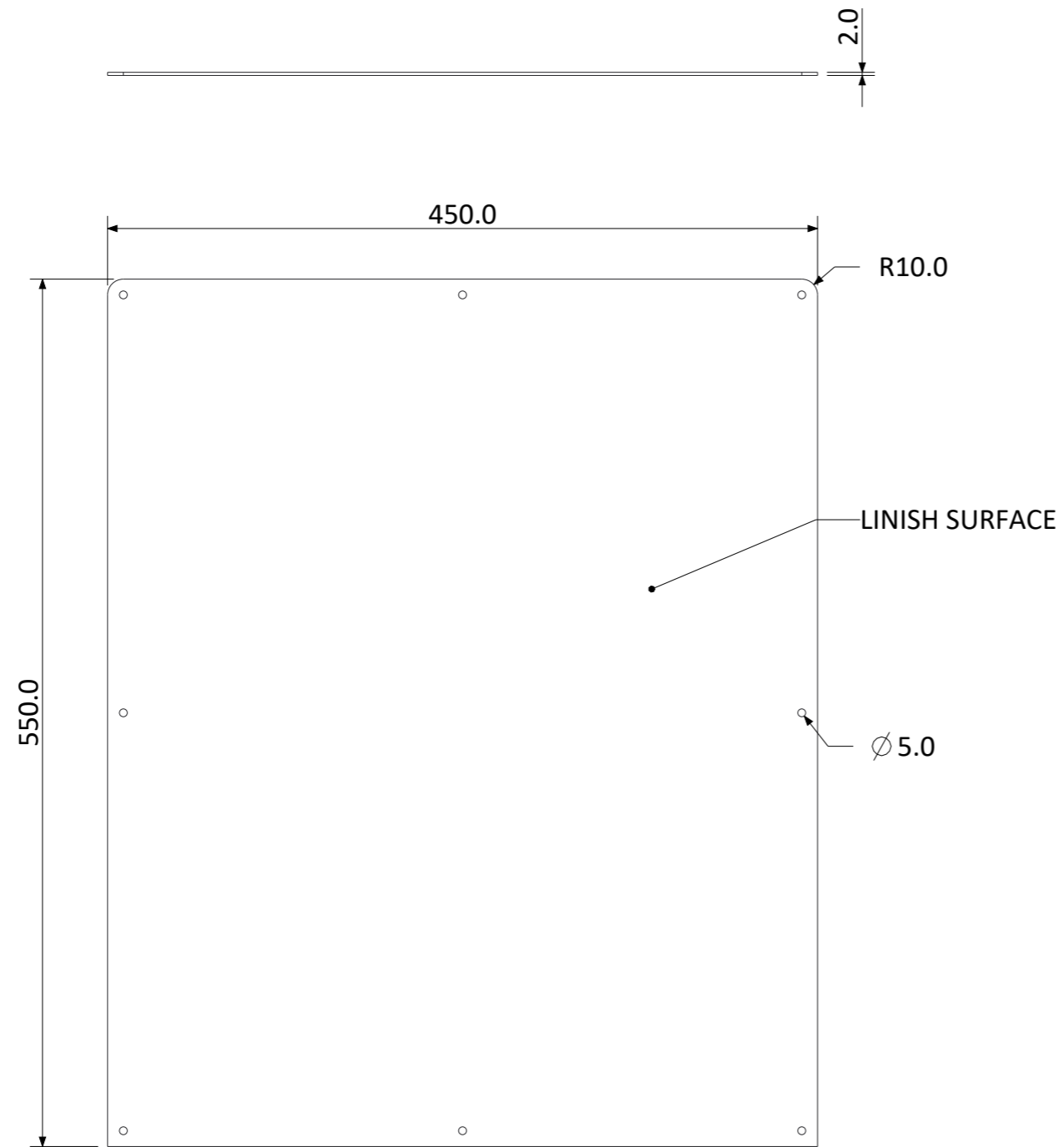


1	- TOLERANCES: HOLE CENTRES: 0.5MM, HOLE DIAMETERS: 0.5MM, FOLDING: 0.5MM, OVERALL SIZE: 1.0MM		
NOTE:	DESCRIPTION:		
MATERIAL:	3mm MARINE GRADE ALUMINIUM		
MAT FINISH:	-		

TITLE:		 Aldridge Electrical Industries 10-16 Sir Joseph Banks Drive Kurnell NSW 2231 PH: +612 9540 9966 FAX: +612 9540 3399		
TRUCK CORNER				
DWG NO:	TBT-V-702			
CAD FILE:	TBT-V.DRW			
ALL DIMENSIONS IN MILLIMETERS		SCALE: 0.250	DRAWN: NS	REVISION:
<small>COPYRIGHT THE INFORMATION CONTAINED IN THIS DRAWING IS SUBJECT TO COPYRIGHT AND IS NOT TO BE COPIED IN WHOLE OR IN PART WITHOUT THE WRITTEN APPROVAL OF ALDRIDGE ELECTRICAL INDUSTRIES PTY. LTD.</small>		SHEET SIZE: A3	CHECKED: LY	0
		QTY: 2	APPROVED: JA	
			DATE: 03-NOV-2022	

SEND LOOSE

REV	DESCRIPTION	DATE
0	Initial Release	03-NOV-2022



1 - TOLERANCES: HOLE CENTRES: 0.5MM, HOLE DIAMETERS: 0.5MM, FOLDING: 0.5MM, OVERALL SIZE: 1.0MM

NOTE: DESCRIPTION:

MATERIAL: 2mm MARINE GRADE ALUMINIUM

MAT FINISH: LINISHED (MAT FINISH)

TITLE: TRUCK BUFFER PLATE


 Aldridge Electrical Industries

DWG NO: TBT-V-703 10-16 Sir Joseph Banks Drive Kurnell NSW 2231

CAD FILE: TBT-V.DRW PH: +612 9540 9966 FAX: +612 9540 3399

ALL DIMENSIONS IN MILLIMETERS

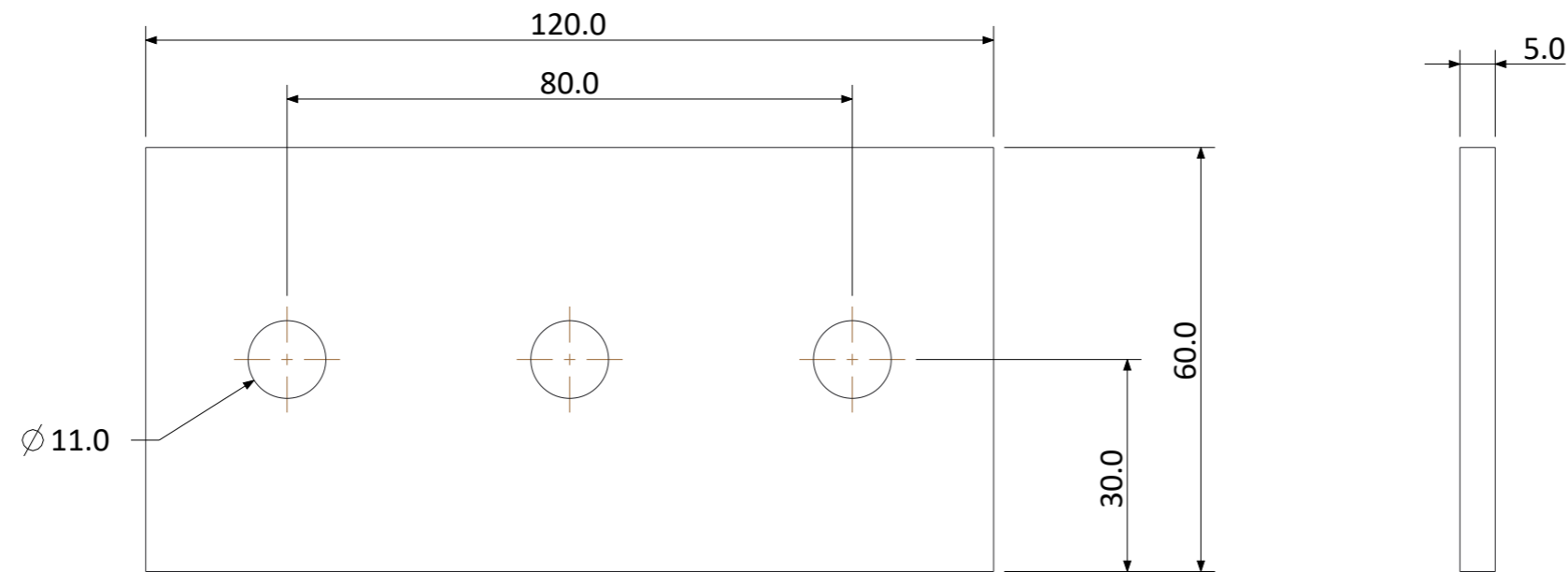
	DRAWN: NS	REVISION:
--	-----------	-----------

COPYRIGHT THE INFORMATION CONTAINED IN THIS DRAWING IS SUBJECT TO COPYRIGHT AND IS NOT TO BE COPIED IN WHOLE OR IN PART WITHOUT THE WRITTEN APPROVAL OF ALDRIDGE ELECTRICAL INDUSTRIES PTY. LTD.	SCALE: 0.250	CHECKED: LY	0
	SHEET SIZE: A3	APPROVED: JA	

QTY: 2	DATE: 03-NOV-2022
--------	-------------------

SEND LOOSE

REV	DESCRIPTION	DATE
0	Initial Release	03-NOV-2022



1 - TOLERANCES: HOLE CENTRES: 0.5MM, HOLE DIAMETERS: 0.5MM, FOLDING: 0.5MM, OVERALL SIZE: 1.0MM

NOTE: DESCRIPTION:

MATERIAL: 5mm NYLON

MAT FINISH: -

TITLE: NYLON BUFFER


 Aldridge Electrical Industries
 10-16 Sir Joseph Banks Drive Kurnell NSW 2231

DWG NO: TBT-V-704

CAD FILE: TBT-V.DRW

PH: +612 9540 9966 FAX: +612 9540 3399

ALL DIMENSIONS IN MILLIMETERS

COPYRIGHT THE INFORMATION CONTAINED IN THIS DRAWING IS SUBJECT TO COPYRIGHT AND IS NOT TO BE COPIED IN WHOLE OR IN PART WITHOUT THE WRITTEN APPROVAL OF ALDRIDGE ELECTRICAL INDUSTRIES PTY. LTD.

SCALE: 1.000	CHECKED: LY	REVISION: 0
SHEET SIZE: A3	APPROVED: JA	
QTY: 12	DATE: 03-NOV-2022	

SEND LOOSE