BESS Load Test Report

Model: FORTHEON M100. Serial No: 2024110006. Rated Power: 100 KVA.

Time	Voltage(V)			Current(A)			Output Power (kW)	Load Rate (%)	Freq (Hz)	Battery Average Temp (c°)	Inverter Average Temp (c°)	Charge Rate (kW)	Battery Level SOC (%)
	UA	UB	UC	IA	IB	IC							
0930.	241.5	242.7	243.1	7.5	7.5	7.5	4	4	50	27	35	67	71.
1000	241.5	242.5	243.1	7.5	7.5	7.5	4	4	50	30	37	67	85.
1030	241.8	243.2	243.6	85.0	81.7	81.9	60	60	50	32	49	0	99
1100	241.9	243.1	243.6	84.6	81.7	81.8	60	60	50	33	53	0	82
1130	241.8	243.2	243.6	84.7	81.6	81.8	60	60	50	34.5	56	0	66.8
1200	241.5	243.8	243.1	17.2	15.6	15.6	10.4	10.4	50	36	51	52.2	68.4
1230	241.8	243.2	243.6	84.6	81.7	81.8	60	60	50	36	60	0	77.2
1300	241.9	243.2	243.6	84.5	81.7	81.7	60	60	50	36.5	61	0	61.6
1330	241.5	242.8	243.1	17.1	15.6	15.5	10.4	10.4	50	38	53	53.8	78.4
1400	241.9	243.1	243.6	84.7	81.8	81.9	60	60	50	38	62	0	80.4
1430	241.9	243.2	243.6	84.8	81.8	81.7	60	60	50	39	63	0	64
1500	241.6	242.9	243.3	30.8	28.3	28.3	20.5	20.5	50	40.5	55	44.1	71.6
1530	241.9	243.2	243.6	84.7	81.8	81.7	60	60	50	40.5	63	0	83.6

Comments:

BESS PERFORMED WELL DURING TESTING.

7 HOUR TEST, NO ALARMS.

Tested By: P. Elliott Sign: 4/11/2025

BESS Load Test Report

Model: Foxtheon M100 | Serial No: 2024110006 | Rated Power: 100kVA

Time	Voltage(V)			Current(A)			Output Power (kW)	Load Rate (%)	Freq (Hz)	Battery Average Temp (c°)	Inverter Average Temp (c°)	Charge Rate (kW)	Battery Level SOC (%)
	UA	UB	UC	IA	IB	IC							
1600	241.9	243.2	243.6	84.8	81.8	81.7	60	60	50	41	64	0	68.4
1615	241.9	243.2	243.6	84.7	81.7	81.7	60	60	50	41	65	0	60
1630.	241.4	242.7	243.1	7.6	7.4	7.4	0	0	50	42	55	68.4	68.8

Comments:

Tested By: P. Elliott Sign: 4/11/2025.

Foxtheon®

CERTIFICATE OF CONFORMITY

Hereby certifies that below product:

01	Make	:	Foxtheon
02	Product	:	☑Battery Energy Storagy System ☐Hybrid Generator ☐Solar Panel ☐Other
03	Commercial Name	:	☑EnergyPack ☐HybridPack ☐SolarPad ☐Other
04	Model	:	M100
05	Standard	:	UN 38.3, CE, IEC, IEEE
06	Country of Origin	:	China
07	Location of EnergyPack Identification Number	:	Adhesive label fitted to control panel side
08	Company Name and Address of Manufacturer	:	Foxtheon Energy Technology (Fuzhou) Co., Ltd. No.7 East Road, Tieling Industrial Zone, Fuzhou, China

has been produced and tested in accordance with the specified quality standards and requirements.

The undersigned: Director, Manufacturing

Tiengping Zhou

Place: Fuzhou, Fujian, China

Date: 21 AUG 2024

EnergyPack Quick Start Menu

(Hybrid Mode)

Generator Parallel

Connect via Feedback wire

1) Connect the EnergyPack and generator through the communication cable with the terminal

2) Connect the control wire with the 16-pin connector. Total 4 wires for signal transfer: Position 1/2 for generator start/stop signal; Position7/8 is to make sure the generator is running.

3) The cable connection mode is as follows:1/2 for start/stop, 7/8 for running feedback

System Startup

1. **Check all the wire connections of the generator/PV/Load on BESS, and make sure they are correctly wired.**

2. **Switch on the 24V circuit breaker on the High Voltage Box.**

3. **Turn on the control panel with the key to start the system.**

Copyright©2022 foxtheon Inc.

Settings

1. parameter setting

Configure generator size and controller model

2. Click the "Load" on the dashboard as below:

3. Go to the settings interface and set up the generator Start/Stop SOC following the below steps:

Hybrid mode Settings

Microgrid (VSG) Settings

Copyright©2022 foxtheon Inc.

System Operation

1. Click on "MENU" to display the mode selection interface.

2. Double-click on the operation mode, the box showing green indicates the system is ready.

Copyright©2022 foxtheon Inc.

EnergyPack Quick Start Menu

(Microgrid Mode)

Generator Parallel

1. **Connect generator remote start/stop control to EnergyPack through the 4-pin Genset Prot，using only PIN1 and PIN2 for generator start/stop.**

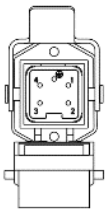

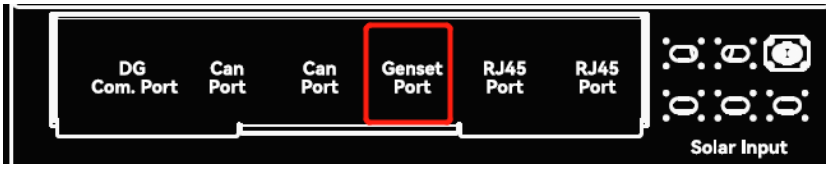

2. Connect the input power through the 125A input port

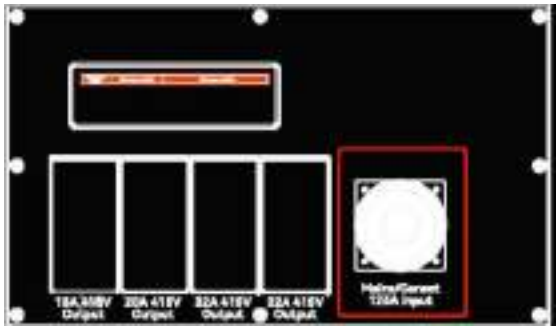

System Startup

1. **Check all the wire connections of the generator/PV/Load on BESS, and make sure they are correctly wired.**

2. **Switch on the 24V circuit breaker on the High Voltage Box.**

3. **Turn on the control panel with the key to start the system.**

Copyright©2022 foxtheon Inc.

Settings

1. Click the "Load" on the dashboard as below:

2.Go to setting interface and set up generator Start/Stop SOC follow below steps:

System Operation

1.Click on "MENU" to display the mode selection interface.

2.Double click on Microgrid(VF), the box showing green indicates the system is ready.

Copyright©2022 foxtheon Inc.

Stress Analysis and Structural Engineering Certification of Fuel Tank

25th, Feb., 2024

Fuzhou, Fujian Province, China

Foxtheon Energy Technology（Fujian）Co., Ltd.

1. CAD Model in Solidworks software

The main structure of Fuel Tank without the shell is shown in Fig.1.

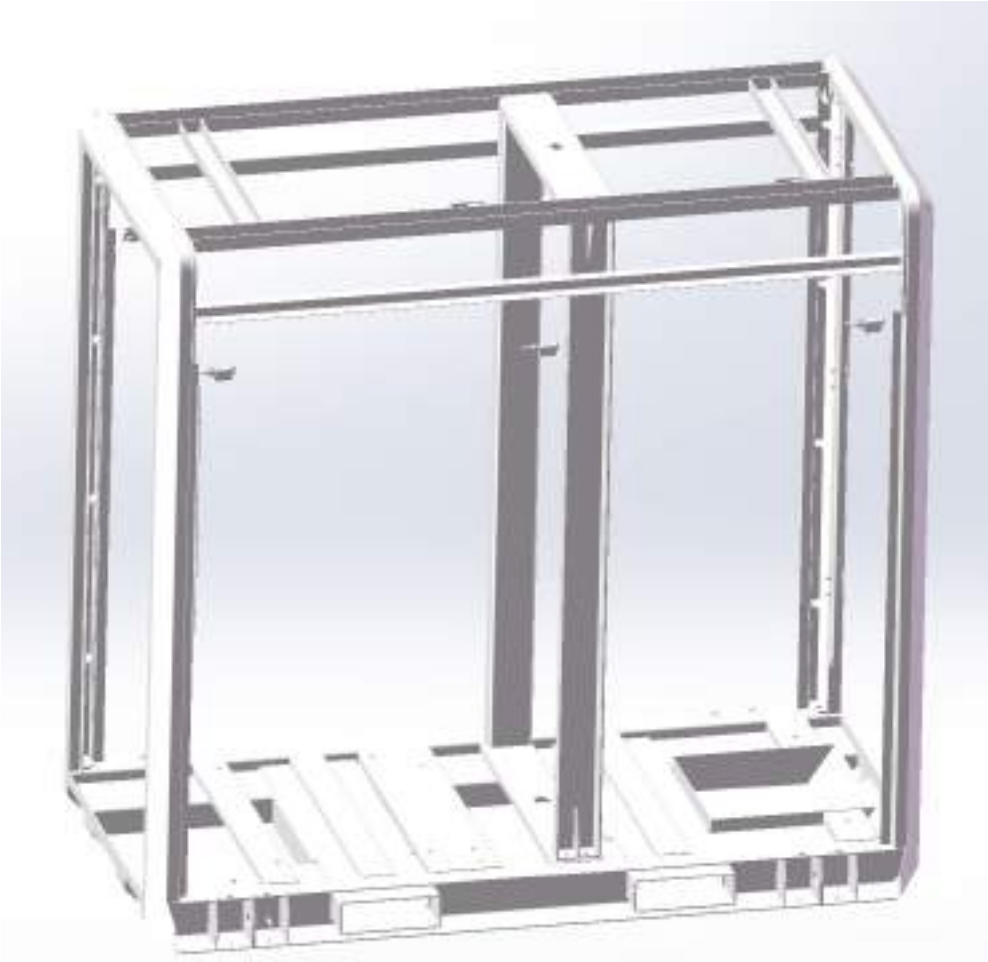

Fig.1 The main structure of Fuel Tank without the external shell

2. Finite Element Modeling (FEM) Model

2.1 Main supporting structure

Material: Q235 steel, yield strength ≧235 MPa.

Some small components of the Fuel Tank have been dismissed to get a quick FEM analysis.

In addition, shell element has be utilized in the FEM to get a high quality of simulative result, hence, the model has been conducted with mid-surface.

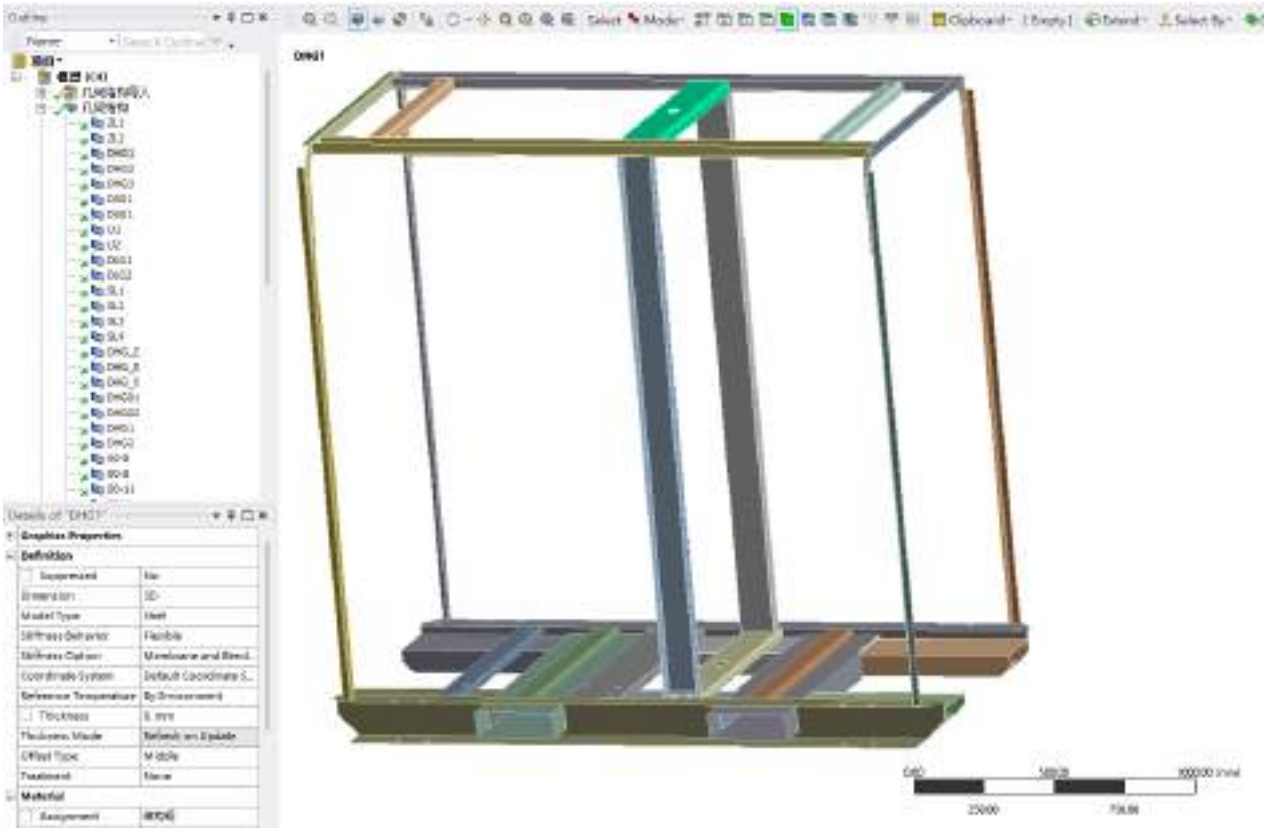

Fig.2 Main supporting structure in Workbench with mid-surface.

2.2 Main supporting structure with mesh

2.2.1 Statistics of mesh result

The result of mesh in CAE software Workbench is shown in Fig.3.

Shell element size is set at 8.0 mm.

The total number of Nodes is 206995.

The total number of elements is 201409.

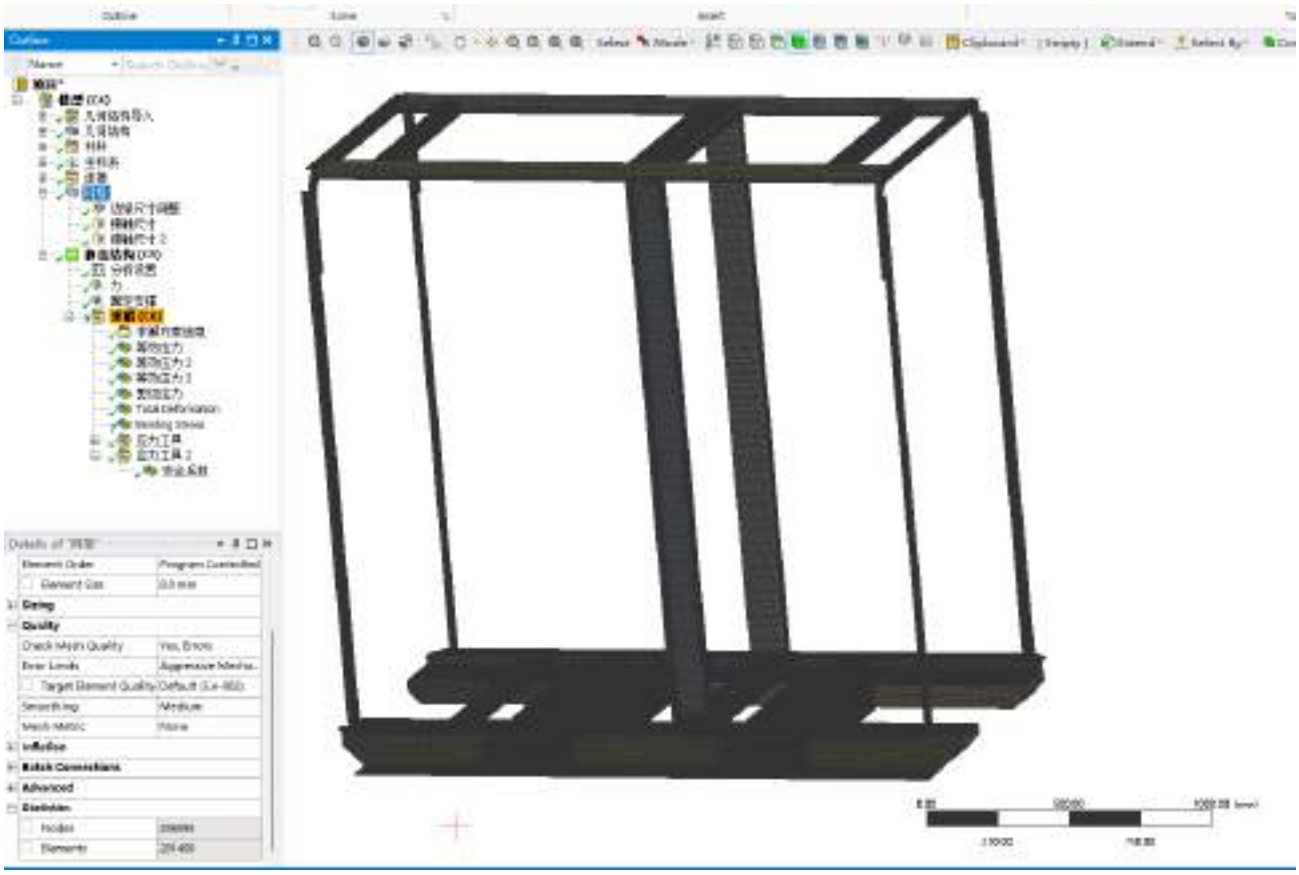

Fig.3 Main supporting structure with mesh in Workbench.

2.2.2 Details of mesh results



Fig.4 The whole supporting structure with mesh.

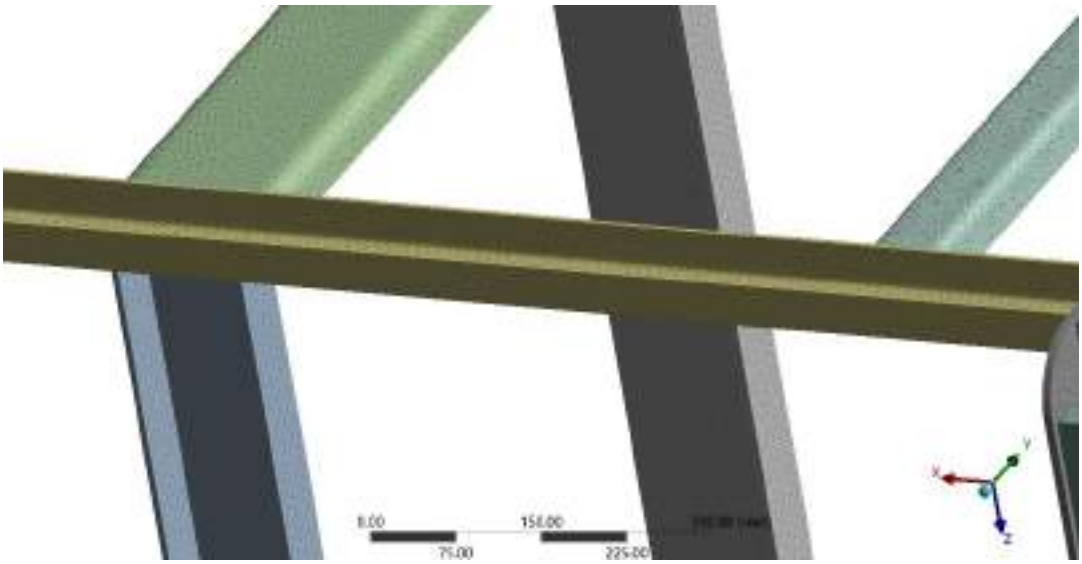

Fig.5 The enlargement of top beams and hoisting upright column.

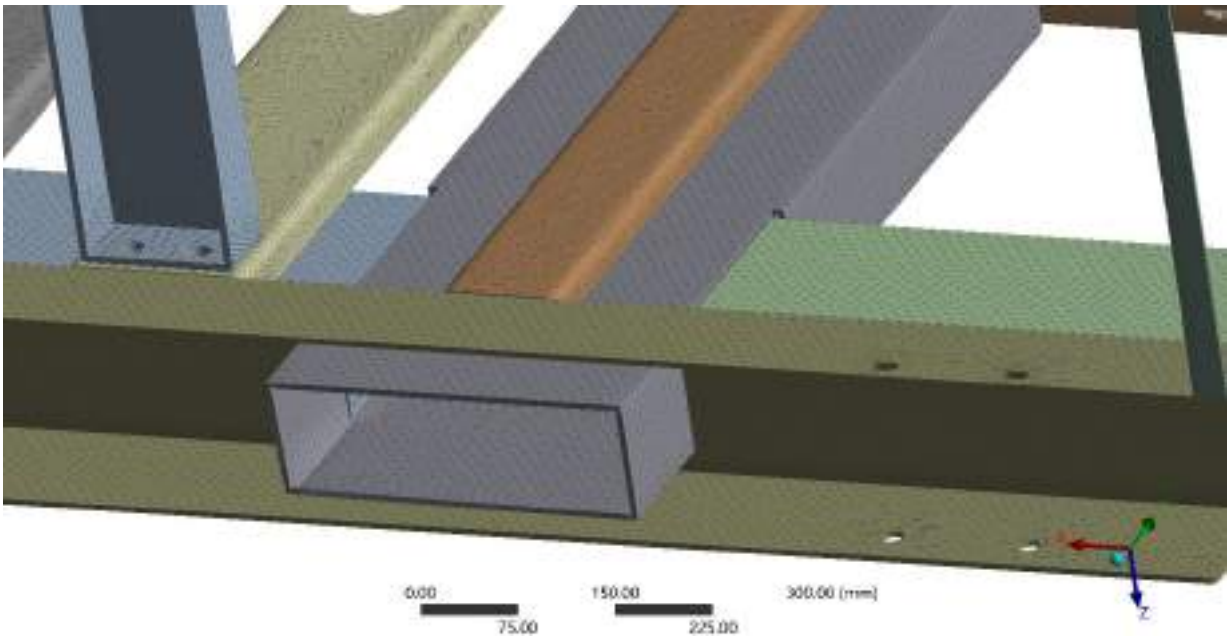

Fig.6 The enlargement of bottom beam.

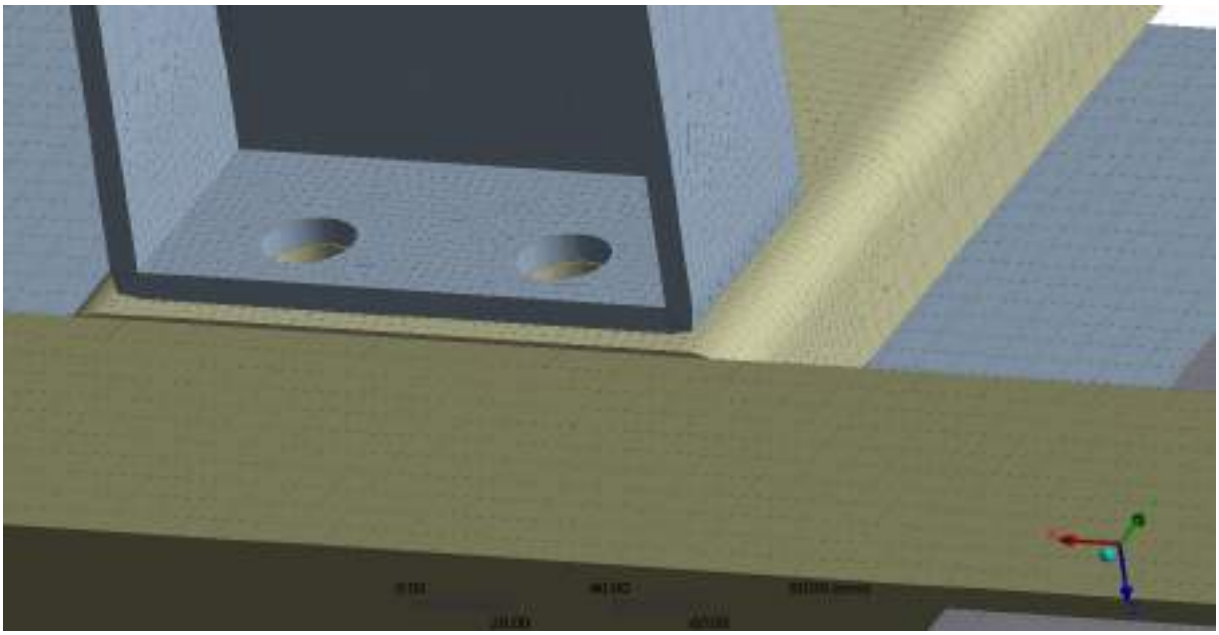

Fig.7 The enlargement of bottom beams and hoisting upright column.

2.3 Mechanical Loading

The mechanical loading is applied on the surface of bottom beams. In fact, the mechanical loading is from the gravity of the battery packs and its mechanical components.

The Mechanical Loading= 20000 N (2 tons weights of the whole Fuel Tank).

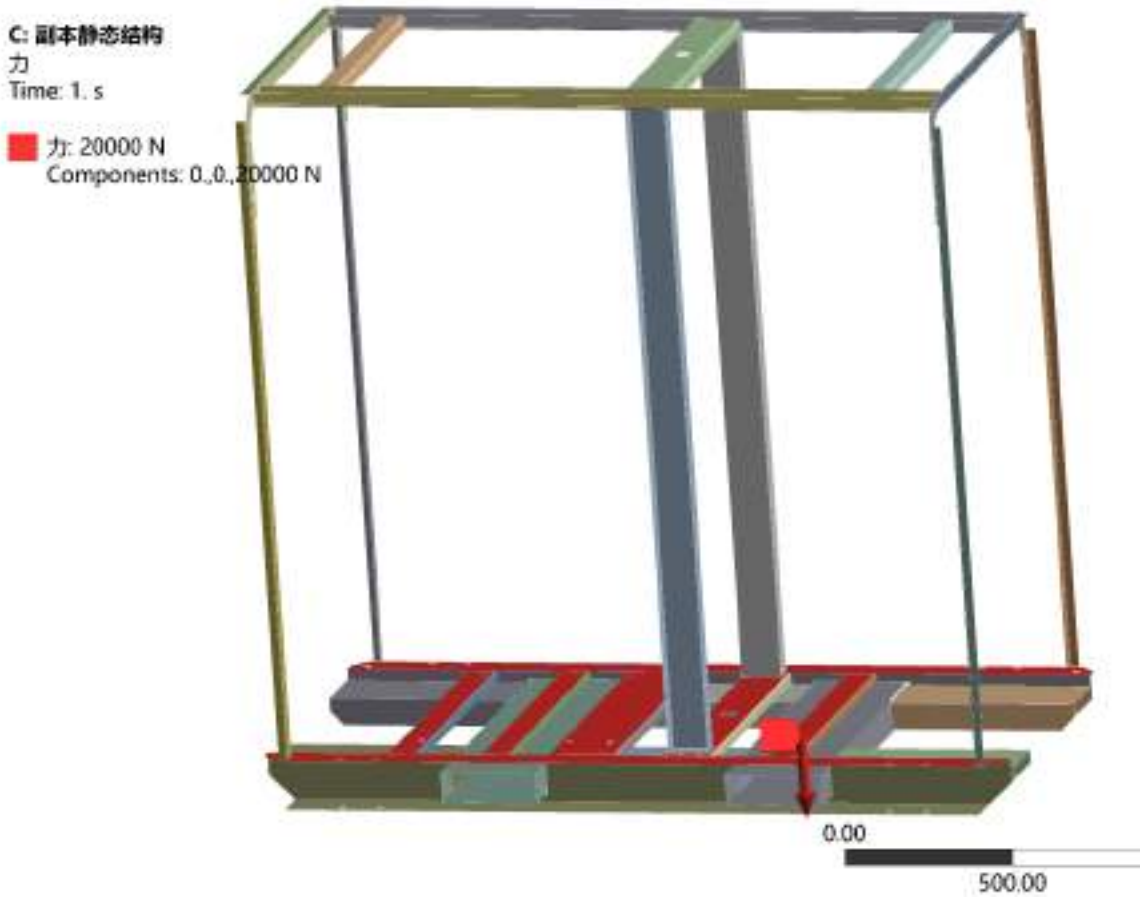

Fig.8 The mechanical loading is applied on the surface of bottom beams.

3. Results and analysis

3.1 Results and analysis of main supporting structure

As shown in Fig.9, the maximum of equivalent stress is 32.76 MPa, which is much lower of the yield strength Q235 steel (235 MPa), hence, it obtains a high safety factor when the Fuel Tank is lifted.

3.1.1 Equivalent(von-Mises) stress of main supporting structure

Maximum of equivalent stress of main supporting structure =32.76 MPa < 235 MPa OK

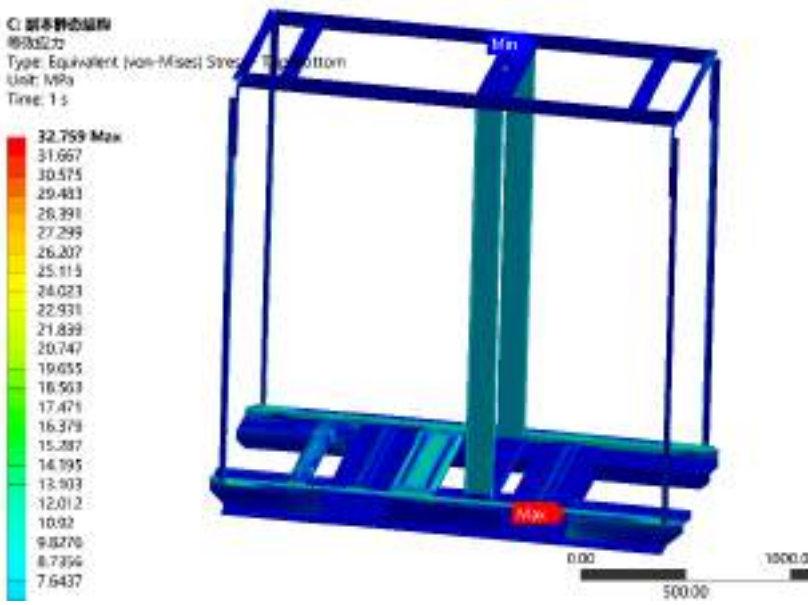

Fig.9 Results of equivalent stress of the whole structure.

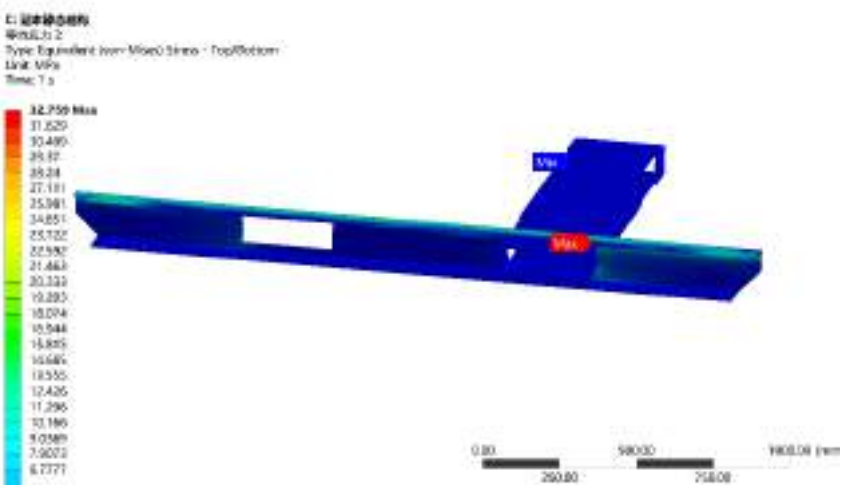

Fig.10 The enlargement of equivalent stress of the bottom beam.

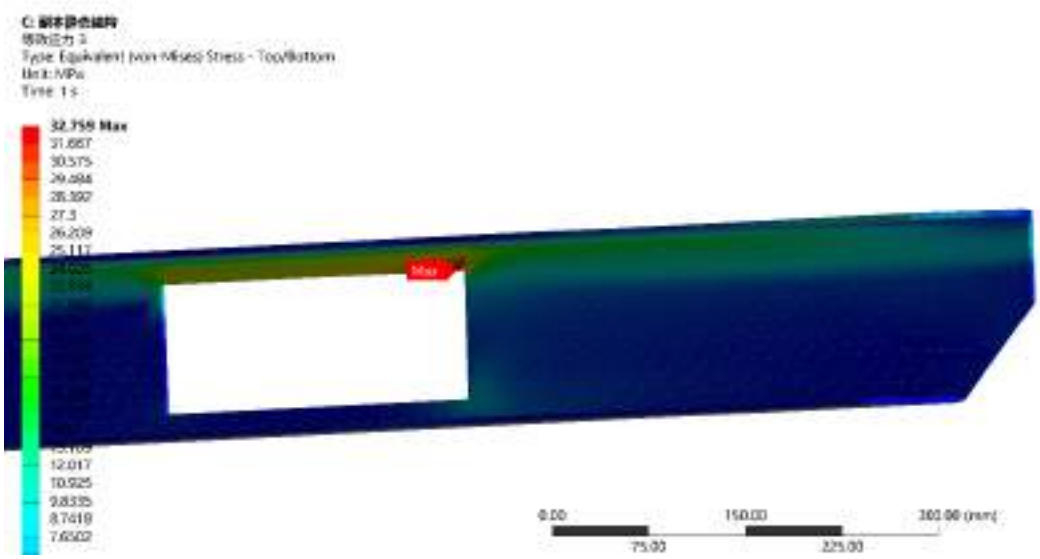

Fig.11 The enlargement of equivalent stress of the bottom beam with element.

3.1.2 Safety factor of main supporting structure

Minimum of safety factor of main supporting structure =7.1737 > 6 OK

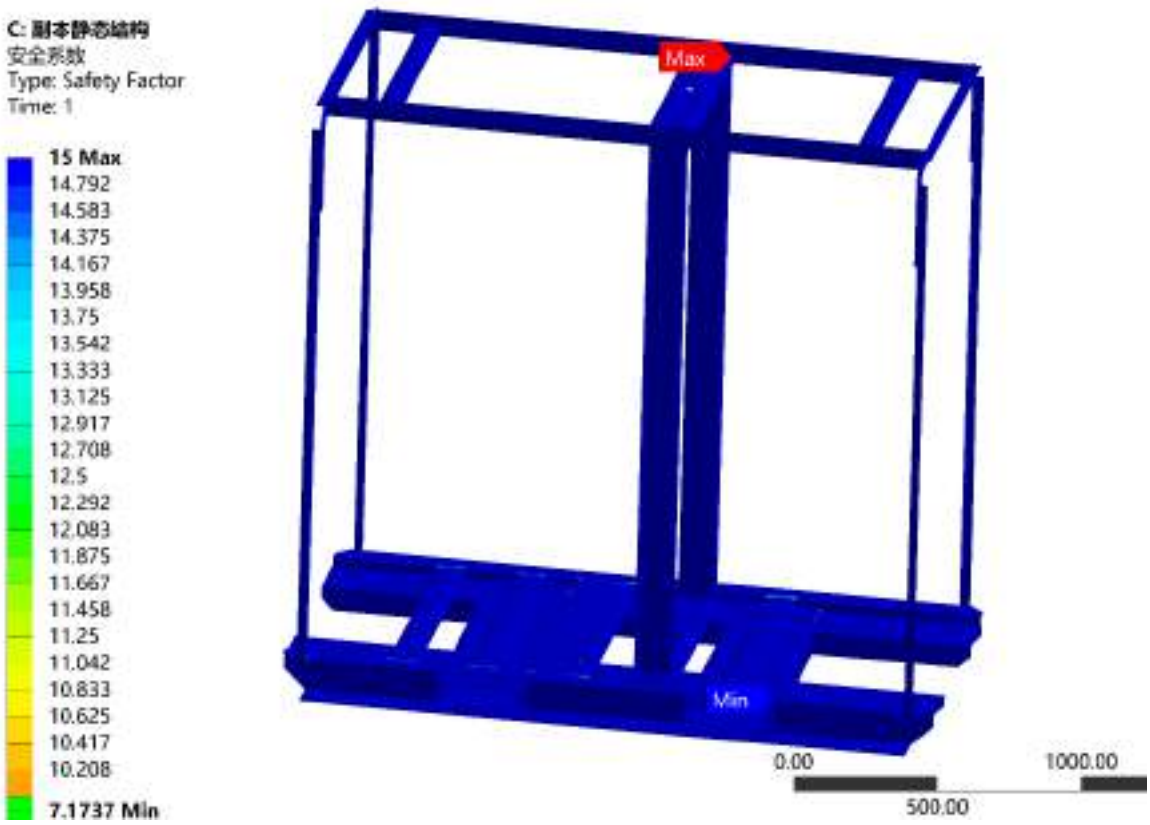

Fig.12 Results of equivalent stress of the whole structure.

3.1.3 Shear stress of main supporting structure

Maximum of shear of main supporting structure=7.3626 MPa < 235 MPa OK



Fig.13 Results of shear stress of the whole structure.

3.1.4 Deformation of main supporting structure

Maximum of deformation =0.24224 mm OK

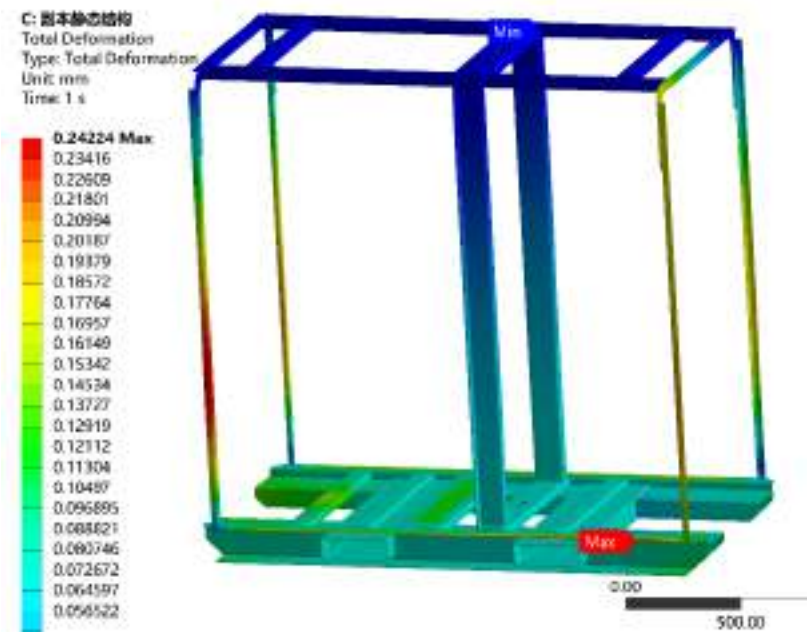

Fig.14 Results of the whole structure.

3.2 Results and analysis of Lift Bolt

3.2.1 CAD model and mesh of Lift Bolt



Fig.15 CAD model of Lift Bolt and top beam.



Fig.16 The Lift Bolt with mesh.

3.2.2 Equivalent(von-Mises) stress of Lift Bolt

Maximum of equivalent stress of Lift Bolt =39.955 MPa < 235 MPa OK

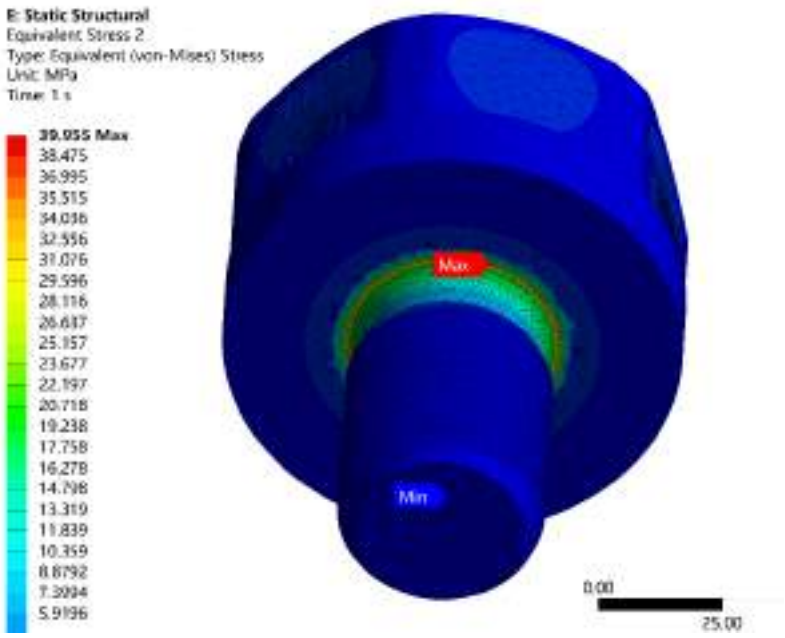

Fig.17 Results of equivalent stress of Lift Bolt.

3.2.3 Safety factor of Lift Bolt

Minimum safety factor of Lift Bolt =6.2571 > 6 OK



Fig.18 Results of safety factor of Lift Bolt.

3.2.4 Shear stress of of Lift Bolt

Maximum of shear stress of Lift Bolt =4.3074 MPa < 235 MPa OK

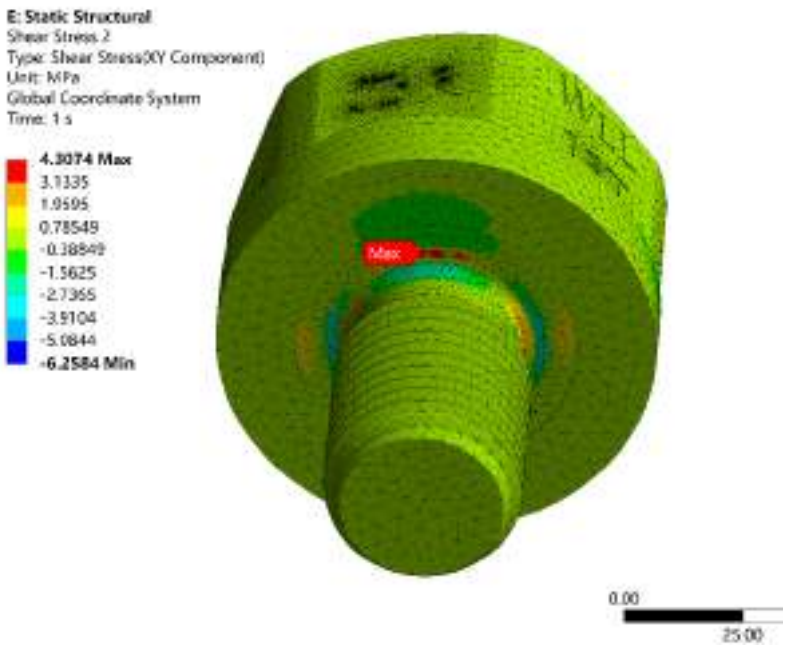

Fig.19 Results of shear stress of Lift Bolt.

4. Conclusions

(1) Material: Q235 steel, yield strength ≧235 MPa.

(2) The Mechanical Loading = 20000 N (2 tons weights of the whole Fuel Tank).

(3) Mesh of FEM model:

Shell element size is set at 8.0 mm.

The total number of Nodes is 206995.

The total number of elements is 201409.

(4) Maximum of equivalent stress of main supporting structure =32.76 MPa < 235 MPa OK

Minimum of safety factor of main supporting structure =7.1737 > 6 OK

Maximum of shear of main supporting structure=7.3626 MPa < 235 MPa OK

(5) Maximum of equivalent stress of Lift Bolt =39.955 MPa < 235 MPa OK

Minimum safety factor of Lift Bolt =6.2571 > 6 OK

Maximum of shear stress of Lift Bolt =4.3074 MPa < 235 MPa OK

M100

iqtc 广州海关技术中心
GUANGZHOU CUSTOMS DISTRICT TECHNOLOGY CENTER
地址：中国广东省广州市天河区珠江新城黄埔大道66号B座 邮编Postcode: 510623
Add.: Tower B, No.66 Huangpu Avenue, Zhujiang Xincheng, Tianhe District, Guangzhou, Guangdong, P.R.C.
电话Tel: 020-66101000 电邮Email: ppto@iqtc.com.cn 网址Website: https://www.iqtcnet.cn

No: 0111240000[683-5(E)
Date: 2024-04-22

材料安全数据表
Material Safety Data Sheet

样品名称： 电池储能系统

Sample Name: Battery Energy Storage System

委托单位： 福州客狐能源科技有限公司

Applicant: Foxcheon Energy Technology (Fuzhou) Co., Ltd.

广州海关技术中心
GUANGZHOU CUSTOMS DISTRICT TECHNOLOGY CENTER

广州海关技术中心 检验检测专用章 (16)

KDCFZEI65Z

The results in this report are relevant only to the sample(s) tested.
Without written permission of IQTC, this report shall not be quoted or reproduced except in full.
The report is not legally binding and could only be used as internal reference material for the applicant. It shall not be provided as a notarial certification.

地址：中国广东省广州市天河区珠江新城花城大道84号9楼 邮编Postcode: 510623
Add.: Tower B, No.84 Huacheng Avenue, Zhujiang Xincheng, Tianhe District, Guangzhou, Guangdong, P.R.C.
电话Tel.: 020-83131000 邮箱Email: service@iqtc.com.cn 网址Website: https://www.iqtc.com.cn

材料安全数据表

Material Safety Data Sheet

1. 化学品及企业标识
Chemical product and company Identification

样品名称 Sample Name	电池储能系统 Battery Energy Storage System
型号 Model	M100
委托单位 Applicant	福州智弘能源科技有限公司 Foxtheon Energy Technology (Fuzhou) Co., Ltd
委托单位地址 Applicant Address	福建省闽侯县竹岐乡春风村春风 601 号 No.601 Chunfeng, Zhuqi Town, Minhou County, Fuzhou, Fujian, China.
生产单位 Manufacture	福州智弘能源科技有限公司 Foxtheon Energy Technology (Fuzhou) Co., Ltd.
生产单位地址 Manufacture Address	福建省闽侯县竹岐乡春风村春风 601 号 No.601 Chunfeng, Zhuqi Town, Minhou County, Fuzhou, Fujian, China.
应急电话 Emergency telephone call	15859010200

2. 危险性概述
Hazards Identification

货品危险分类 Hazard label	 No.9A危险性标签 No.9A hazard label
爆炸危险性 Explosive risk	该物品不属于爆炸危险品。 This article does not belong to the explosion dangerous goods.
易燃危险性 Flammable risk	该物品不属于易燃危险品。 This article does not belong to the flammable material.
氧化危险性 Oxidation risk	该物品不属于氧化危险品。 This article does not belong to the oxidation of dangerous goods.
毒害危险性 Toxic risk	该物品不属于毒害危险品。 This article does not belong to the toxic dangerous goods.
放射危险性 Radioactive risk	该物品不属于放射危险品。 This article does not belong to the radiation of dangerous goods.
腐蚀危险性 Mordant risk	该物品不属于腐蚀危险品。 This article does not belong to the corrosion of dangerous goods.
其它危险性 other risk	该电池属于锂离子电池。 Battery which belong to the Lithium-ion battery.

1. 本报告结果仅对被检样品有效。The results in this report are relevant only to the sample(s) tested.
2. 未经本公司书面允许，不得部分复制本报告。Without written permission of GZTC, this report shall not be quoted or reproduced except in full.
3. 本报告未盖骑缝章、检测专用章及各页页眉章无效。The report is not legally binding and would only be used as internal reference material for the applicant. It shall not be provided as a notarial certification.

地址：中国广东省广州市天河区珠江新城兴盛大道66号海逸 邮编Postcode: 510623
Add.: Tower B, No.66 Huacheng Avenue, Zhujiang Xincheng, Tianhe District, Guangzhou, Guangdong, P.R.C.
电话Tel: 020-83191000 邮箱Email: gzcustomsiqtc@163.com 网址Website: http://www.iqtc.com

3. 成分/组成信息
Composition information

成分 Hazardous components	含量/% Content / %	CAS 号 CAS NO.	备注 Remark
磷酸铁锂 $LiFePO_4$	36-44	12896030-00	--
碳 Carbon	14-24	12496010-00	--
电解液-六氟磷锂 Electrolyte-$LiPF_6$	15-23	11865735-00	--
电解液-溶剂 Electrolyte-Solvent			--
聚乙烯 PE	/	14058750-00	--
铜 Copper	4-8	13583005-00	--
铝 Aluminum	2-6	13809115-00	--

4. 急救措施
First aid measures

眼睛：
万一接触，立刻用大量的清水冲洗至少15分钟，偶起上下眼睑，直到化学物质残留物清除为止，迅速就医。
Eye
Flush eyes with plenty of water for at least 15 minutes, occasionally lifting the upper and lower eyelids. Get medical aid.
皮肤：
万一接触，用大量水冲洗至少15分钟，同时除去污染的衣物和鞋子，迅速就医。
Skin
Remove contaminated clothes and rinse skin with plenty of water or shower for 15 minutes. Get medical aid.
吸入：
立即从暴露处移至空气清新处，如果呼吸困难给予输氧，立即就医。
Inhalation
Remove from exposure and move to fresh air immediately. Use oxygen if available.
食入：
饮用两杯牛奶或水，如果当事人仍处清醒可以采取催吐的方法，并且立即就医。
Ingestion
Give at least 2 glasses of milk or water. Induce vomiting unless patient is unconscious. Call a physician

The results in this report are relevant only to the sample(s) tested.
Without written permission of IQTC, this report shall not be quoted or reproduced except in full.
It shall not be provided as a material evidence.

5. 消防措施
Fire-fighting measures

闪点：不适用
Flash Point: N/A.
自燃温度：不适用
Auto-Ignition Temperature: N/A.
灭火介质：大量水（禁止），二氧化碳
Extinguishing Media: Water, CO_2.
特殊灭火程序：自给式呼吸器
Special Fire-Fighting Procedures: Self-contained breathing apparatus.
异常火灾或爆炸：当电芯暴露于过热的环境中时，安全阀可能会打开。
Unusual Fire and Explosion Hazards: Cell may vent when subjected to excessive heat-exposing battery contents.
燃烧产生的危险物品：一氧化碳，二氧化碳，锂氧化物烟气
Hazardous Combustion Products: Carbon monoxide, carbon dioxide, lithium oxide fumes.

6. 泄露应急处理
Accidental release measures

为防止电池材料泄露或释放采取的措施
如果电池内部材料泄露，请让人员离开该区域直到烟气消散。将通风设备打开以散发泄漏气体。用抹布擦净该区域，清除溢出的液体，将其放入塑料袋中，然后放进钢制容器。建议反应时间是让该区域冷却并让蒸气消散。提供最大通风。避免皮肤和眼睛接触或吸入有害气体。
Steps to be Taken in case Material is Released or Spilled
If the battery material is released, remove personnel from area until fumes dissipate. Provide maximum ventilation to clear out hazardous gases. Wipe it up with a cloth, and dispose of it in a plastic bag and put into a steel can. The preferred response is to leave the area and allow the battery to cool and vapors to dissipate. Provide maximum ventilation. Avoid skin and eye contact or inhalation of vapors. Remove spilled liquid with absorbent and incinerate.
废弃物处置方法
建议将电池完全放电，耗尽电池内部的锂金属，并且深埋于土壤中。
Waste Disposal Method
It is recommended to discharge the battery to the end, to use up the metal lithium inside the battery, and to bury the discharged battery in soil.

本报告仅对送样样品负责。The results in this report are relevant only to the sample(s) tested.
未经本公司书面允许，不得部分复制本报告。Without written permission of IQTC, this report shall not be quoted or reproduced, except in full.
本报告为检测，仅供技术交流参考使用，不具有法律效力。The report is not legally binding and could only be used as internal reference/consultation for the applicant.
It shall not be provided as a material certification.

地址：中国广东省广州市天河区珠江新城花城大道100号东塔 邮编Postcode: 510623
Add.: Tower B, No.100 Huacheng Avenue, Zhujiang Xincheng, Tianhe District, Guangzhou, Guangdong, P.R.C.
电话Tel: 020-82310000 邮箱Email: gzhs@iqtc.com.cn 网址Website: http://www.iqtc.com.cn

7. 操作处置和储存
Handling and storage

禁止打开、毁坏或焚烧电池，因为电池有可能在这些处理过程中发生爆炸、破裂或泄露等事故。禁止将电池短路、过充、强制放电或扔入火中。禁止挤压制造电池或将电池浸入液体中。

The battery should not be opened, destroyed or incinerated, since they may leak or rupture and release to the environment the ingredients that they contain in the hermetically sealed container. Do not short circuit terminals, or over charge the battery, forced over-discharge, throw to fire. Do not crush or puncture the battery, or immerse in liquids.

操作处置和储存中的防范措施

禁止物理或电滥用，禁止高温储存，最好将电池储存在阴凉、干燥、通风等温度变化较小的环境中。禁止将电池接触加热设备或将电池直接暴露与阳光中。

Precautions to be taken in handling and storing

Avoid mechanical or electrical abuse. Storage preferably in cool, dry and ventilated area, which is subject to little temperature change. Storage at high temperatures should be avoided. Do not place the battery near heating equipment; not expose to direct sunlight for long periods.

其他需注意的防范措施：

拆解、挤压、直接放入火中或高温条件下，电池可能发生爆炸和燃烧。禁止把接线柱电池极性反接错误的安装在设备中。

Other Precautions

The battery may explode or cause burns, if disassembled, crushed or exposed to fire or high temperatures. Do not short or install with incorrect polarity.

8. 接触控制/个人防护
Exposure controls/personal protection

呼吸防护：

当电池排气阀打开时，应尽量使通风设备开至最大，避免待在开排气阀的电池周围在某一狭窄空间内。正常操作条件下，呼吸保护是不必要的。

Respiratory Protection

In case of battery venting, provide as much ventilation as possible. Avoid confined areas with venting cell cores. Respiratory Protection is not necessary under conditions of normal use.

通风条件

正常使用条件下不需要。

Ventilation

Not necessary under conditions of normal use.

防护手套

正常使用条件下不需要。

Protective Gloves

Not necessary under conditions of normal use.

其他防护服装或设备

正常使用条件下不需要。

Other Protective Clothing or Equipment

Not necessary under conditions of normal use.

电池开启试验时应做好个人防护

呼吸防护，防护手套，防护服装和有挡边的安全玻璃罩都是要准备的。

Personal Protection is recommended for venting battery.

Respiratory Protection, Protective Gloves, Protective Clothing and safety glass with side shields.

1. 本报告的结果仅对送检样品有效。The results in this report are relevant only to the sample(s) tested.
2. 未经本实验室书面允许，不得部分复制本报告。Shall not written permission of IQTC, this report shall not be quoted or reproduced except in full.
3. 本报告仅供参考，不具有法律效力，不能作为商业证明。It is not legally binding and could only be used as internal reference material for the applicant. It shall not be provided as a commercial certification.
IQTC-QR-1601-003

地址：中国广东省广州市天河区珠江新城花城大道66号B座 邮编Postcode: 510623
Add.: Tower B, No.66 Huacheng Avenue, Zhujiang Xincheng, Tianhe District, Guangzhou Guangdong, P.R.C.
电话Tel: 020-22181000 电邮Email: ppds@iqtcnet.com 网址Website: https://www.iqtcnet.cn

9. 物理和化学特性
Physical and chemical properties

气味：泄漏时，有醚的气味。
Odors: If leaking, smells of medical ether.
酸碱度：不适用
pH: Not applicable as supplied.
闪点：除单个电芯暴露试验外其他不适用。
Flash Point: Not applicable unless individual components exposed.
可燃性：除单个电芯暴露试验外其他不适用。
Flammability: Not applicable unless individual components exposed.
相对密度：除单个电芯暴露试验外其他不适用。
Relative density: Not applicable unless individual components exposed.
溶解性（水溶性）：除单个电芯暴露试验外其他不适用。
Solubility (water): Not applicable unless individual components exposed.
溶解性（其他）：除单个电芯暴露试验外其他不适用。
Solubility (other): Not applicable unless individual components exposed.

10. 稳定性和反应活性
Stability and reactivity

稳定性：产品在第7节所述的条件下稳定。
Stability: Product is stable under conditions described in Section 7.
应避免的条件：加热70°C以上或焚烧。变形。损坏。粉碎。拆卸。过充电。短路。长时间暴露在潮湿的条件下。
Conditions to Avoid: Heat above 70°C or incinerate. Deform. Mutilate. Crush. Disassemble. Overcharge. Short circuit. Expose over a long period to humid conditions.
应避免的材料：氧化剂，碱，水。
Materials to avoid: Oxidising agents, alkalis, water.
危险分解物：有毒烟雾，并可能形成过氧化物。
Hazardous Decomposition Products: Toxic Fumes, and may form peroxides.
聚合危害：不适用
Hazardous Polymerization: N/A
如果发生泄露，避免与强氧化剂，无机酸，强碱，卤代烃接触。
If leaked: forbidden to contact with strong oxidizers, mineral acids, strong alkalies, halogenated Hydrocarbons.

1. 本报告仅对送检样品有效。The results in this report are relevant only to the sample(s) tested.
2. 未经本技术中心书面同意，不得部分引用本报告内容。Without written permission of IQTC, this report shall not be quoted or reproduced except in full.
3. 本报告仅供内部参考使用，不具有法律效力。This report is not legally binding and shall only be used as internal reference material for the applicant.
It shall not be provided as a material certification.

地址：中国广东省广州市天河区黄埔大道中路48号 邮编Postcode: 510663
Add.: Tower B, No.48 Huangpu Avenue, Zhongtong Xinchang, Tianhe District, Guangzhou, Guangdong, P.R.C.
电话Tel: 020-38131000 邮箱Email: iqtc@iqtcnet.com 网址Website: http://www.iqtcnet.cn

11. 毒理学资料
Toxicological information

迹象及症状：无，除非电池破裂。
Signs & Symptoms: None, unless battery ruptures.
内部物质暴露的情况下，蒸汽烟雾可能对眼睛和皮肤的刺激性。
In the event of exposure to internal contents, vapour, fumes may be very irritating to the eyes and skin.
吸入：对肺有刺激性。
Inhalation. Lung irritant.
皮肤接触：对皮肤刺激性。
Skin contact: Skin irritant.
眼睛接触：对眼睛有刺激性。
Eye contact. Eye irritant
食入：吞下有毒。
Ingestion: Poisoning if swallowed.
下列情况下健康状况会恶化：万一发生后电池内部材料接触的事故，轻微或严重的刺激，如可能使皮肤出现干燥和灼热的感觉，并且损坏靶器官（肝脏，肾脏）的神经。
Medical conditions generally aggravated by exposure: In the event of exposure to internal contents, moderate to server irritation, burning and dryness of the skin may occur, Target Organs:nerves, liver and kidneys.

12. 生态学资料
Ecological information

对哺乳动物的影响：目前未知。
Mammalian effects: None known at present.
生态毒性：目前未知。
Eco-toxicity: None known at present.
生物体内积累：慢慢地生物降解。
Bioaccumulation potential: Slowly Bio-degradable
环境危害：目前没有已知的环境危害。
Environmental fate. None known environmental hazards at present.

13. 废弃处置
Disposal consideration

不要焚烧，或使电池温度超过 70°C，这种滥用可导致泄漏和/或电池爆炸。按照相应的地方性法规处理。
Do not incinerate, or subject cells to temperature in excess of 70°C. Such abuse can result in loss of seal leakage, and/or cell explosion. Dispose of in accordance with appropriate local regulations.

仅表示本报告所检测样品的结果。The results in this report are relevant only to the sample(s) tested.
未经书面许可，不得部分引用本报告内容。Without written permission of IQTC, this report shall not be quoted or reproduced except in full.
本报告为测试报告，不具有法律效力，不作为任何法律证明。The report is not legally binding and shall not be used as a material evidence in any legal proceeding.
It shall not be provided as a material certification.

地址：中国广东省广州市天河区东江新城花城大道[illegible]号楼 邮编Postcode: [illegible]
Add.: Tower [illegible], No.[illegible] Huacheng Avenue, Zhujiang Xincheng, Tianhe District, Guangzhou, Guangdong, P.R.C.
电话Tel: [illegible] 邮箱Email: [illegible] 网址Website: [illegible]

14. 运输信息
Transport information

运输标签：No.9A危险性标签
Label for conveyance: No.9A hazard label
UN 编号：UN 3481
UN Number: UN 3481
运输专用名称：安装在设备中的锂离子电池
Proper Shipping name: Lithium ion batteries contained in equipment
IMDG Code/TDG特殊规定：230 310 348 376 377 384 387
IMDG Code/TDG Special provisions: 230, 310, 348, 376, 377, 384, 387
IMDG Code/TDG包装导则：P903
IMDG Code/TDG Packing Instruction: P903
EmS 编号：F-A ,S-I
EmS No: F-A ,S-I
海洋污染物：无
Marine pollutant: No
危害分类：货物应遵守联合国危险货物运输的建议书规章范本第二十三版和IMDG Code（Amdt 41-22）包装导则P903的要求，包括通过UN38.3测试手续要求。
Hazard Classification: The goods shall be complied with the requirements of the Packing Instructions TDG 23th Edition and the Packing Instructions P903 of IMDG Code (Amdt 41-22) Edition, including the passing of the UN38.3 tests.

15. 法规信息
Regulation information

适用于运输锂电池运输的法律法规如下：
The laws and regulations applicable to the transportation of lithium batteries are as follows:
联合国《关于危险货物运输的建议书 规章范本》ST/SG/AC.10/1/Rev 23.
The UN Model Regulations, United Nations ST/SG/AC.10/1/Rev 23. Recommendations on the Safe Transport of Dangerous Goods
国际民用航空组织（ICAO）技术指令对于通过航空对危险货物的安全运输要求
The International Civil Aviation Organization (ICAO) Technical Instructions for the Safe Transport of Dangerous Goods by Air Transport
国际航空运输协会（IATA）危险货物运输规则（2024版65th）
The International Air Transport Association (IATA) Dangerous Goods Regulations (65th Edition 2024)
国际海事组织（IMO）国际海事危险货物规则(IMDG Code) (Amdt 41-22)
International Maritime Organization (IMO) International Maritime Dangerous Goods Code (IMDG Code) (Amdt 41-22)
《危险品公路运输欧洲协议》（2023年版）
Agreement concerning the International Carriage of Dangerous Goods by Road (ADR 2023)
JT/T 617-2018《危险货物道路运输规则》
JT/T 617-2018 Regulations concerning road transportation of dangerous goods

1. 本报告结果仅对所送样品负责。The results in this report are relevant only to the sample(s) tested.
2. 未经本检测机构书面允许，不得部分复制本报告。Without written permission of IQTC, this report shall not be quoted or reproduced except in full.
3. 本报告仅供参考，不具有法律效力，不可作为法律证明。The report is not legally binding and shall only be used as internal reference material for the applicant. It will not be provided as a valid certification.

地址：中国广东省广州市天河区珠江新城华穗大道85号B塔 邮编Postcode：510623
Add.: Tower B, No.85 Huasheng Avenue, Zhujiang Xincheng, Tianhe District, Guangzhou,Guangdong, P.R.C.
电话Tel: 020-83131000 邮箱Email: ppd@iqtc.com.cn 网址Website: https://www.iqtc.com.cn

16. 其他信息
Other information

本文件仅对由委托方提供的，并由福州新能源科技有限公司生产的产品（型号：M100）有效。该产品的成分信息由委托方提供并承诺其完整性和准确性。

用户应仔细阅读此文件，并按照正确的方法使用电池。如因电池使用不当造成的损害或损失，广州海关技术中心不承担任何责任。

This file is only effective to the product (Model: M100) provided by commissioner which manufactured by Foxtheon Energy Technology (Fuzhou) Co., Ltd. The commissioner provides the composition information of product, and promises its integrity and accuracy.

Users should read this file carefully, and use the batteries in correct method. GUANGZHOU CUSTOMS DISTRICT TECHNOLOGY CENTER doesn't assume responsibility for any damage or loss because of misuse of batteries.

• • • • 报告结束 End of report • • • •

1. 本报告结果仅对所检样品有效。The results in this report are relevant only to the sample(s) tested.
2. 未经本实验室书面允许，不得部分复制本报告。Without written permission of IQTC, this report shall not be quoted or reproduced except in full.
3. 本报告结果，仅供委托方参考使用，不具有法律约束力。The report is not legally binding and should only be used as internal reference material for the applicant. It shall not be provided as a notarial certification.

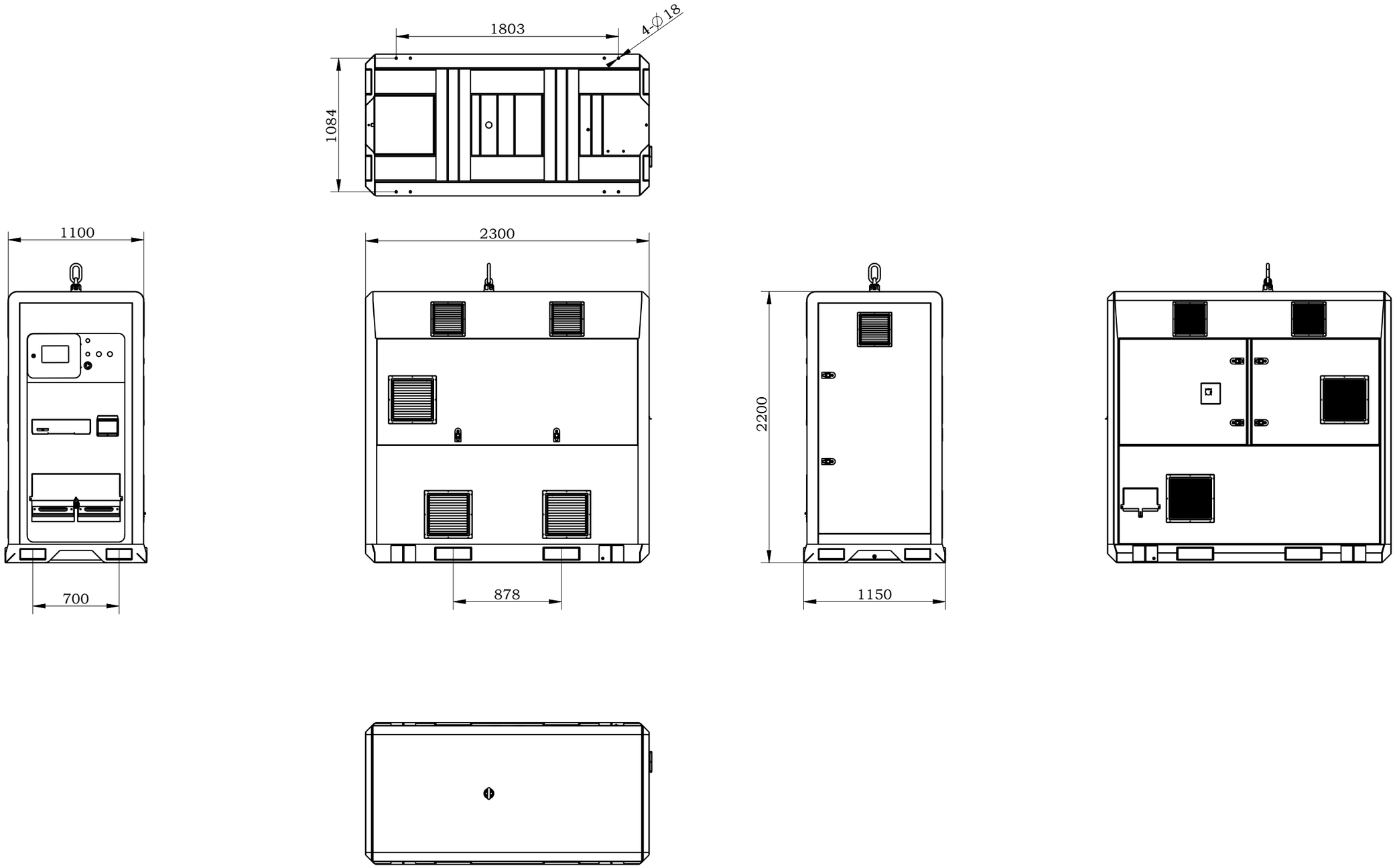

版本	V1.00
版次	A0
图幅	A3

会 签 栏			
会签部门	机械部	工程部	电气自控
会签人			
会签日期			

标记	处数	变更单号	更正签名	更正日期

设计		标准化	
校对		制图	
审核		工艺	
批准		日期	

品号		项目名称	
图名	M100	图号	
		数量	重量	比例
				0.03
		共 张	第 1 张
材料		智狐能源科技有限公司	

版本	V1.00
版次	A0
图幅	A3
EP66储能电站	

会 签 栏			
会签部门	机械部	工程部	电气自控
会签人			
会签日期			

标记	处数	变更单号	更正签名	更正日期

设计		标准化	
校对		制图	
审核		工艺	
批准		日期	

品号		项目名称	
图名	EP66储能电站	图号	
		数量	重量	比例
			317.61	0.03
		共 张	第 2 张
材料		智狐能源科技有限公司	

Smart energy makes a low-carbon earth

Product model : M100

Product Description: EnergyPack

Output power : 100KW/188.5KWH

Version : V0.01

Company name: Foxtheon Energy Technology (Fu zhou) Co.,Ltd

Address : No.7 East Road,Tieling Industrial Zone Minhou County, Fuzhou, China

TEL : +86 0591 2351 0987

FAX : +86 0591 2351 0987

E-mail : sales @foxtheon.com

Website : nas.foxtheon.com

Designers :

Output voltage : 3ph 415VAC 50Hz

power supply : Genset+PV+Mains

control voltage : 24 VDC

Ingress Protection : IP 54

Production Date : 2024

Production address : China

Total Pages 17

Directory

Page	Page description	remark	Data	Editors	X
/1	Home		2024/3/18	peter.chen	X
/2	Directory		2024/3/18	peter.chen	
/6	Network Topology TCP		2024/3/18	peter.chen	
=ALL+S/0	PCS/CM HV Relay		2024/3/18	peter.chen	
=ALL+S/1	BMS TMS		2024/3/18	peter.chen	
=ALL+S/2	PV inverte		2024/3/18	peter.chen	
=000+S/3	Switch box Main circuit		2024/3/18	peter.chen	
=000+S/4	Terminals X0-X1		2024/3/18	peter.chen	
=000+S/5	EVCC Spare		2024/3/18	peter.chen	
=000+S/1002	Switch Mounting plate layout		2024/3/18	peter.chen	
=001+S/500	MCU-60PIN		2024/3/18	peter.chen	
=001+S/501	MCU-94PIN		2024/3/18	peter.chen	
=002+S/6	Sockets Box		2024/3/18	peter.chen	
=002+S/7	Heavy Duty Connector		2024/3/18	peter.chen	
=002+S/8	PanelC indicator E-stop Key switch		2024/3/18	peter.chen	
=002+S/9	Airgate Screen Network switch		2024/3/18	peter.chen	
=002+S/1002	EMS Mounting plate layout		2024/3/18	peter.chen	

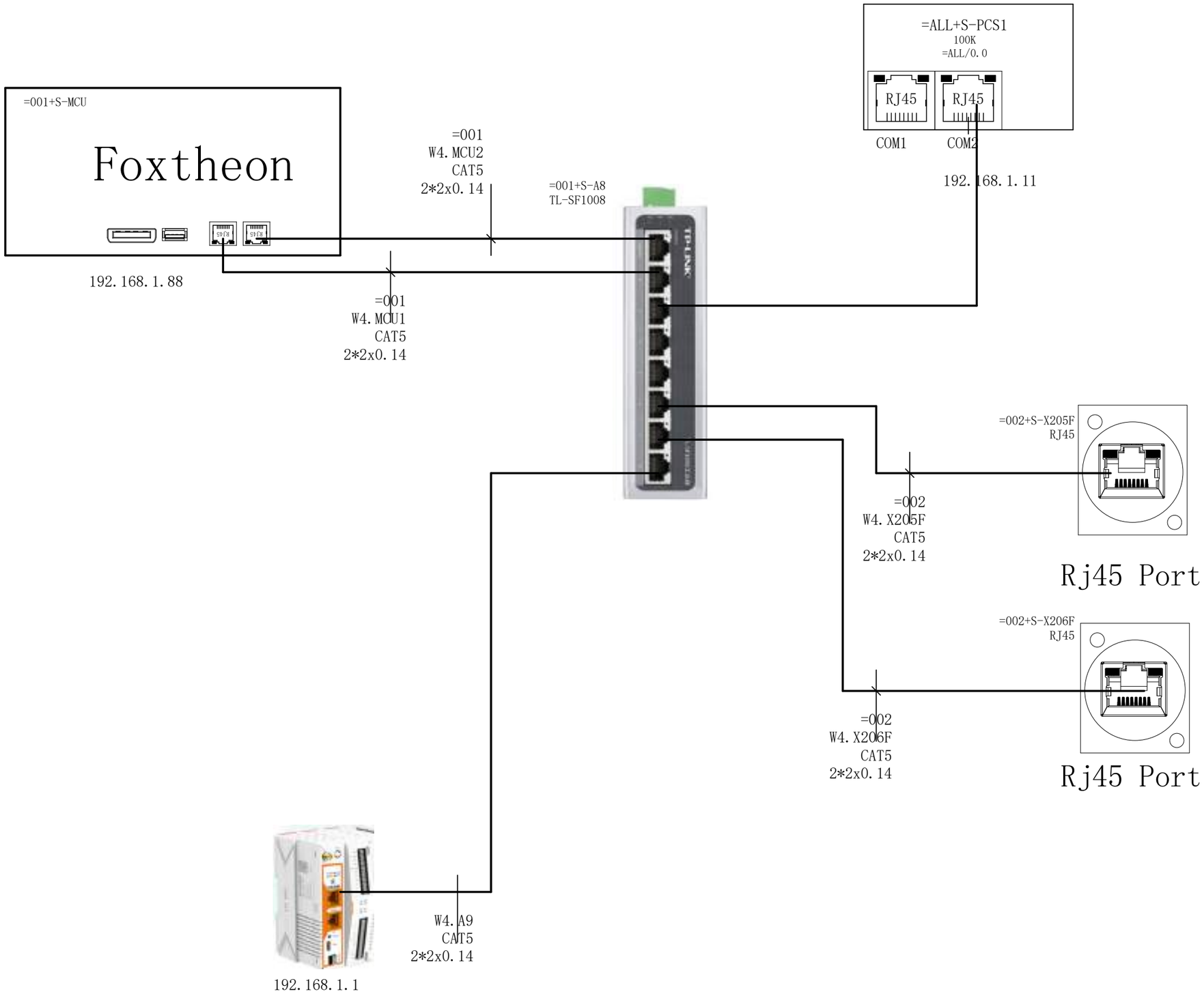

TYPE: Principle diagram	Foxtheon	Foxtheon Energy Technology Co., Ltd	Designers:	Product Description::	Page description:		
Product model: M100				EnergyPack	Network Topology TCP	= +	this page: 6 total page: 17

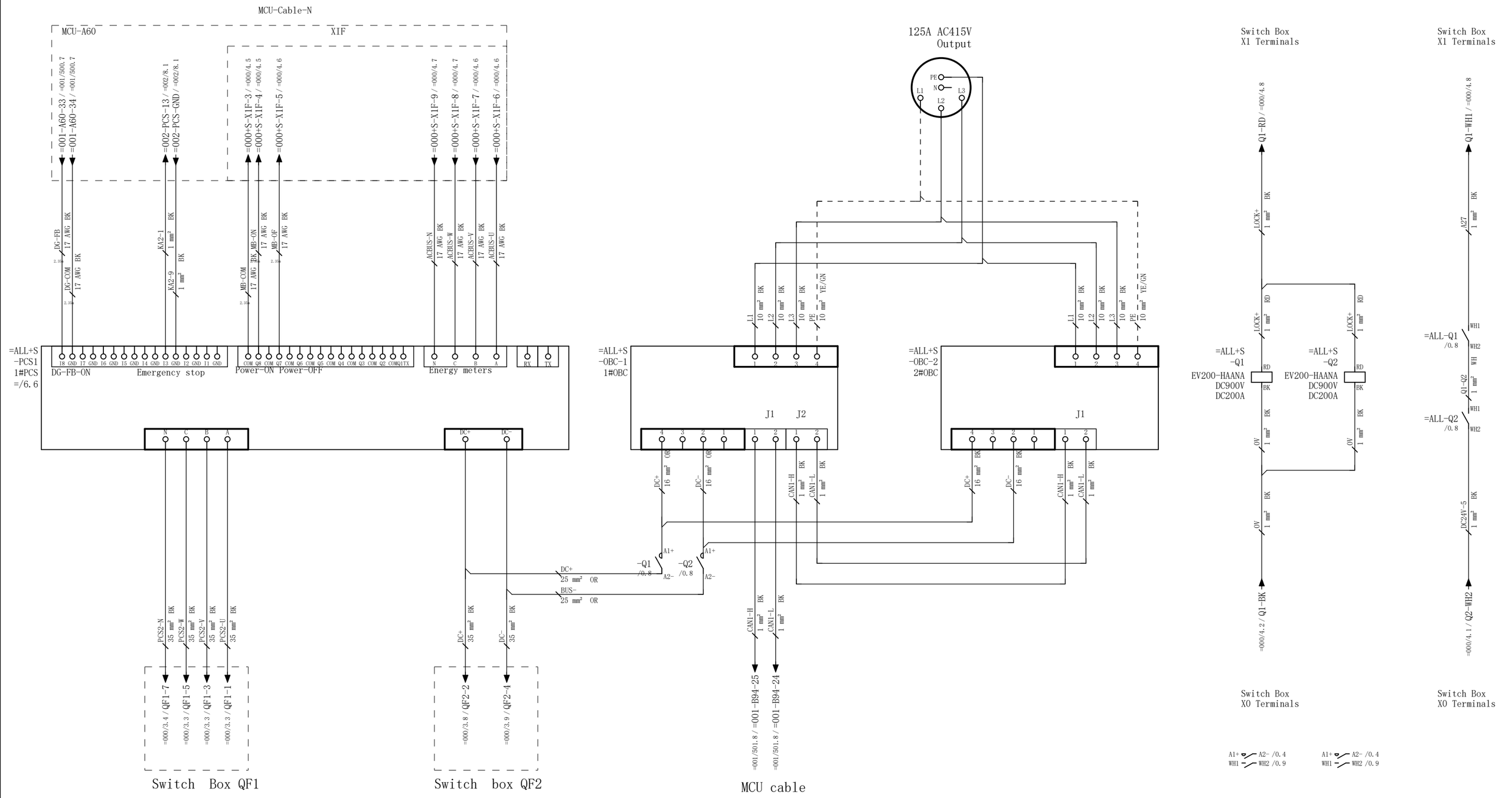

=/6

1

TYPE: Principle diagram	Foxtheon	Foxtheon Energy Technology Co., Ltd	Designers:	Product Description::	Page description:		
Product model: M100				EnergyPack	PCS/CM HV Relay	= ALL + S	this page: 0 total page: 17

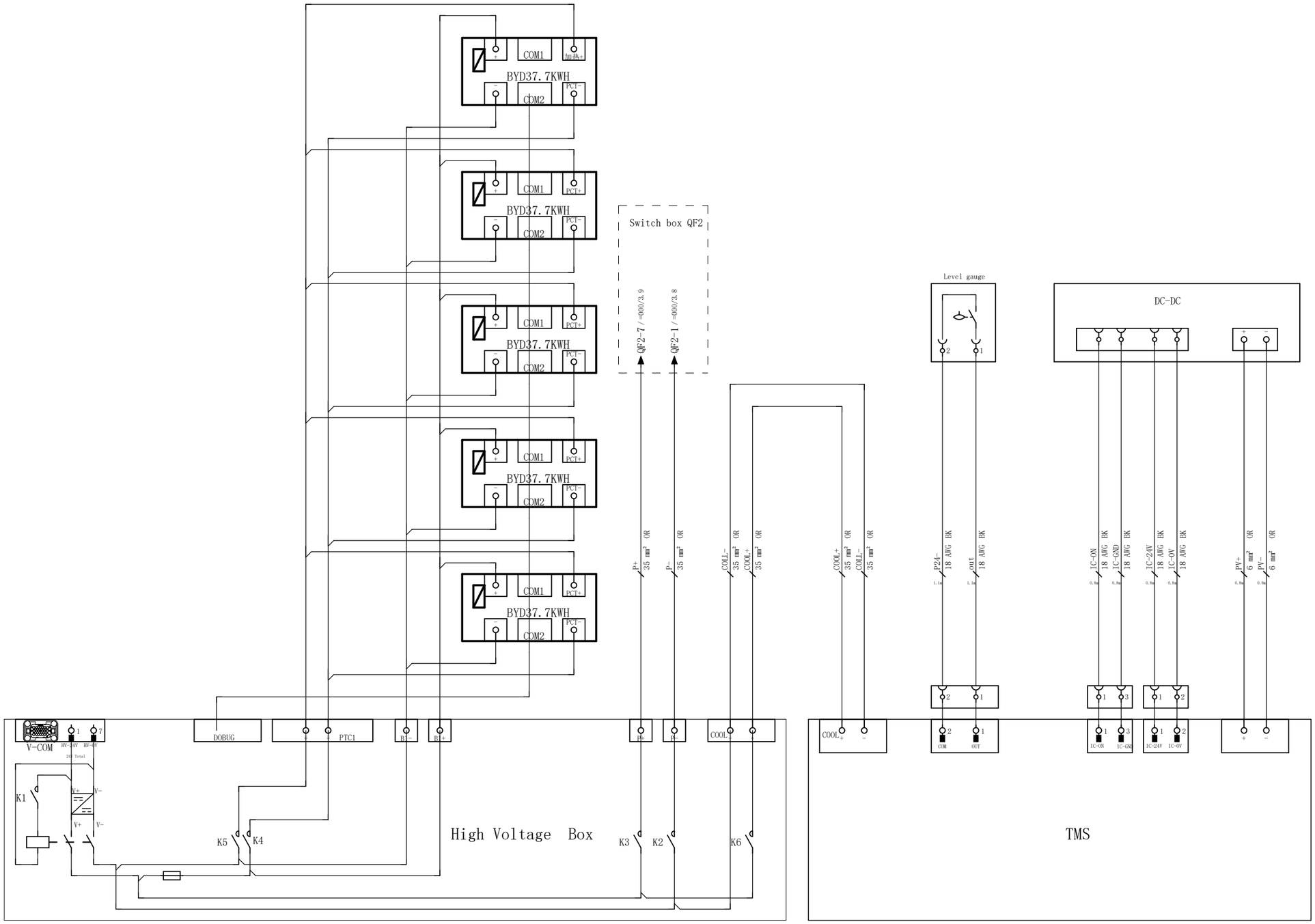

TYPE: Principle diagram			Designers:	Product Description::	Page description:		
Product model: M100	Foxtheon	Foxtheon Energy Technology Co., Ltd		EnergyPack	BMS TMS	= ALL + S	this page: 1 total page: 17

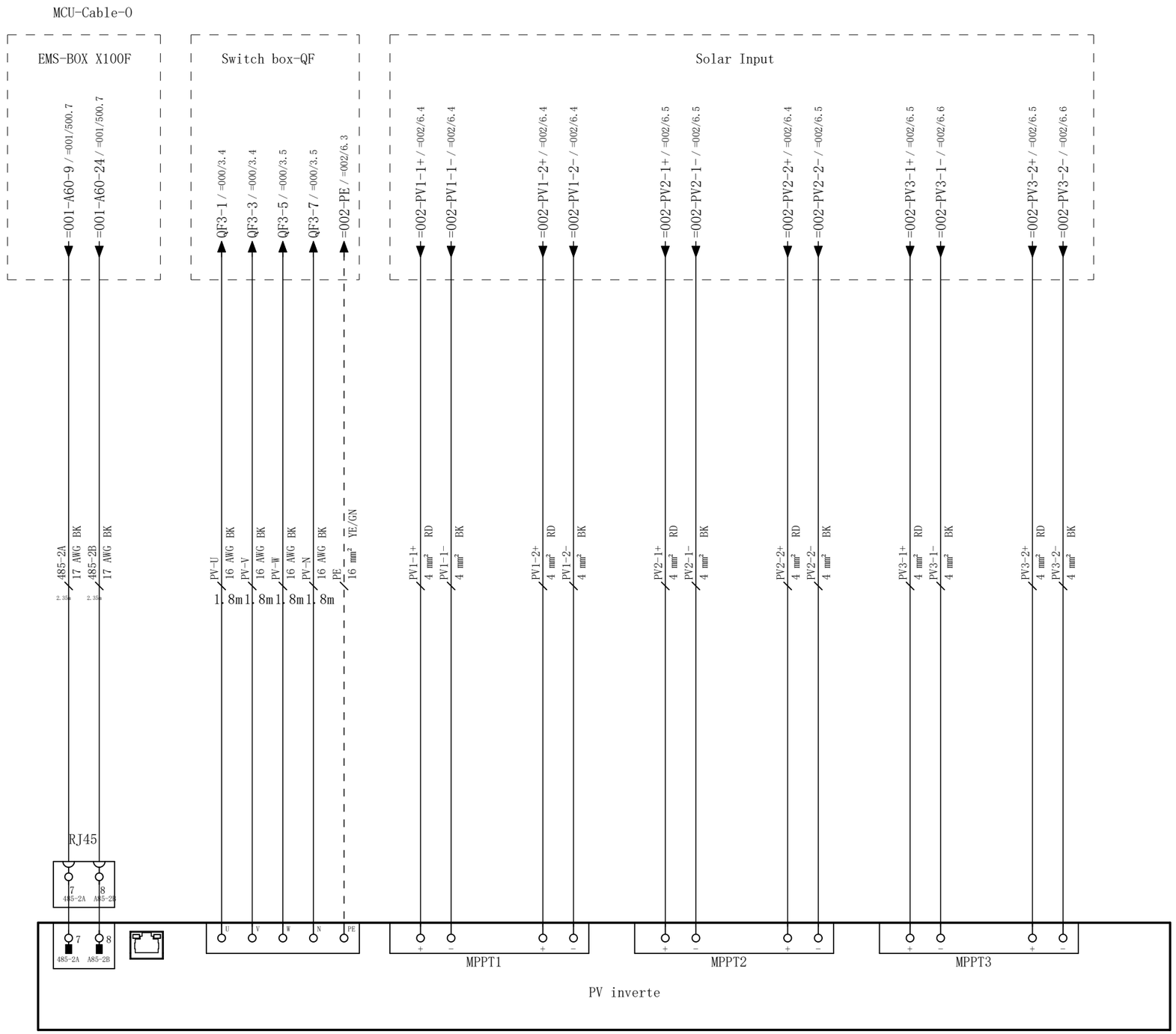

1 =000/3

TYPE: Principle diagram	Foxtheon	Foxtheon Energy Technology Co., Ltd	Designers:	Product Description::	Page description:		
Product model: M100				EnergyPack	PV inverte	= ALL + S	this page: 2 total page: 17

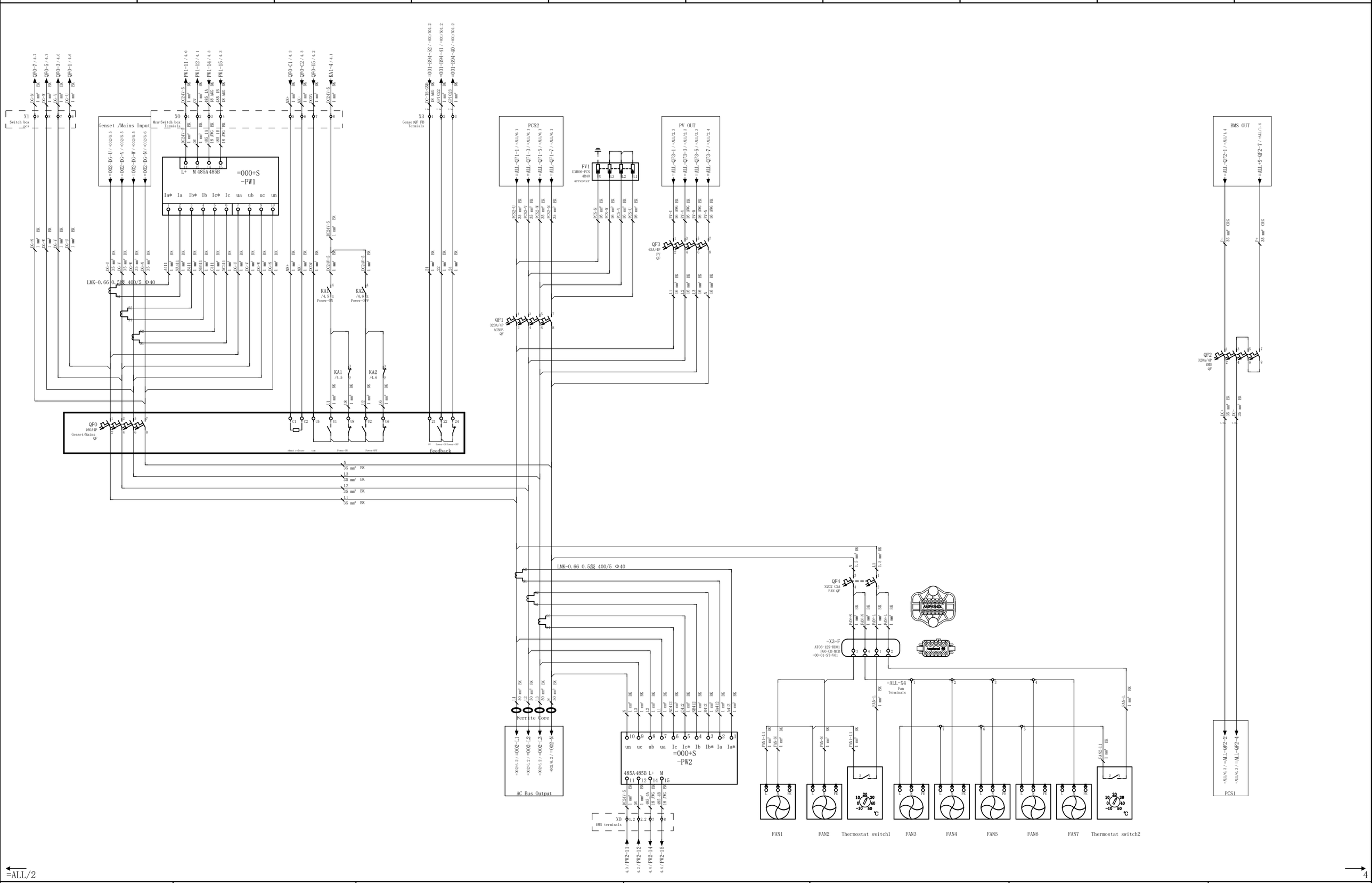

=ALL/2

4

TYPE: Principle diagram	Foxtheon	Foxtheon Energy Technology Co., Ltd	Designers:	Product Description::	Page description:		
Product model: M100				EnergyPack	Switch box Main circuit	= 000 + S	this page: 3 / total page: 17

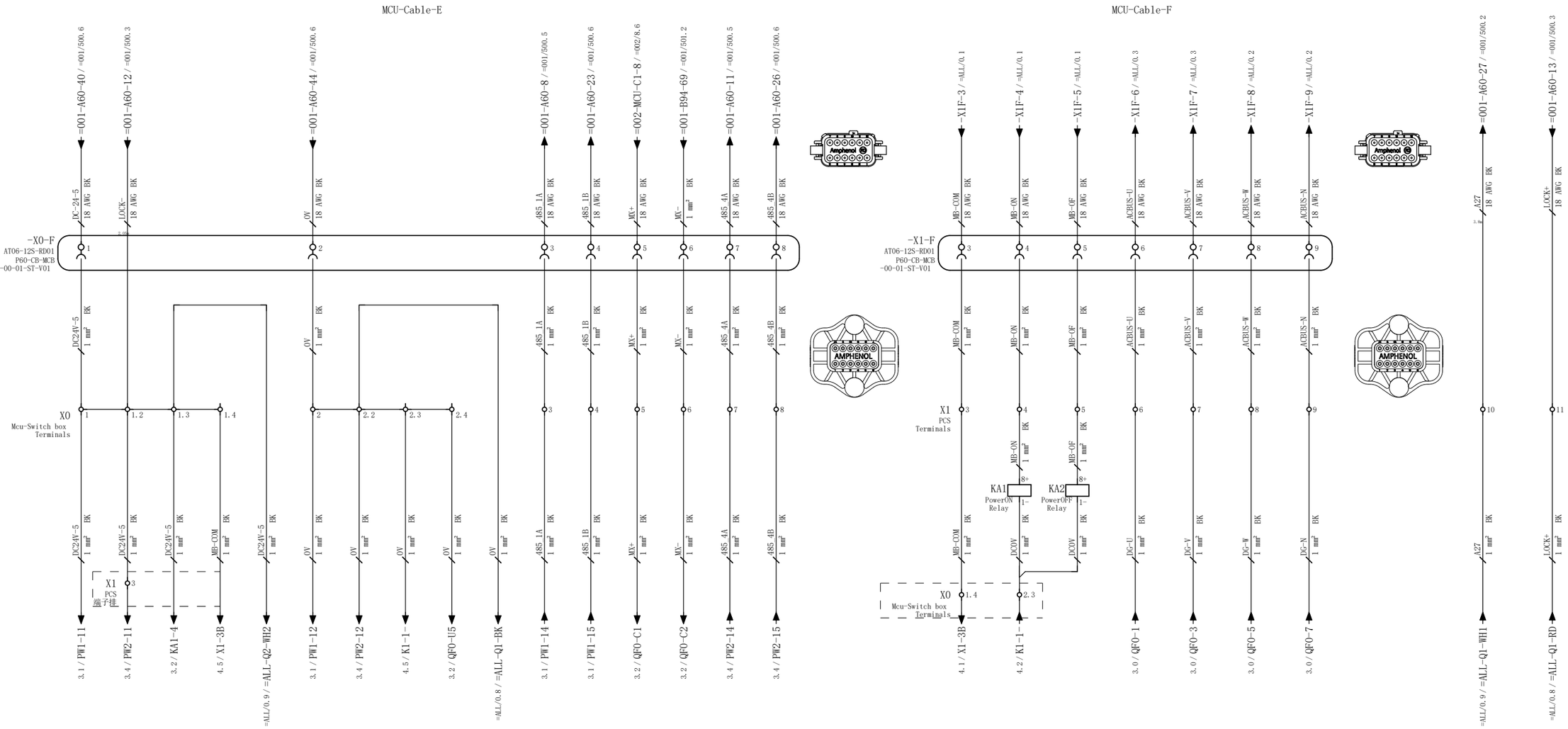

TYPE: Principle diagram			Designers:	Product Description::	Page description:		
Product model: M100	Foxtheon	Foxtheon Energy Technology Co., Ltd		EnergyPack	Terminals X0-X1	= 000 + S	this page: 4 total page: 17

MCU-Cable-G

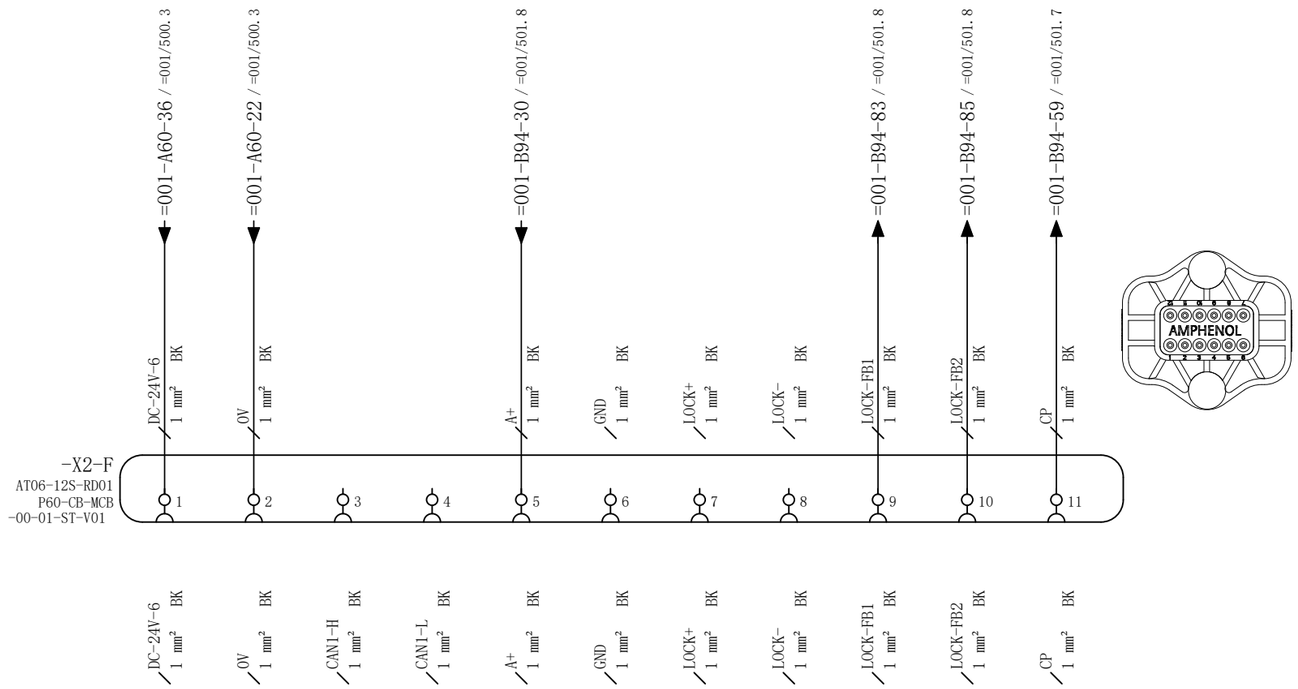

Spare

TYPE: Principle diagram	Foxtheon	Foxtheon Energy Technology Co., Ltd	Designers:	Product Description::	Page description:	
Product model: M100				EnergyPack	EVCC Spare	= 000 + S / this page: 5 / total page: 17

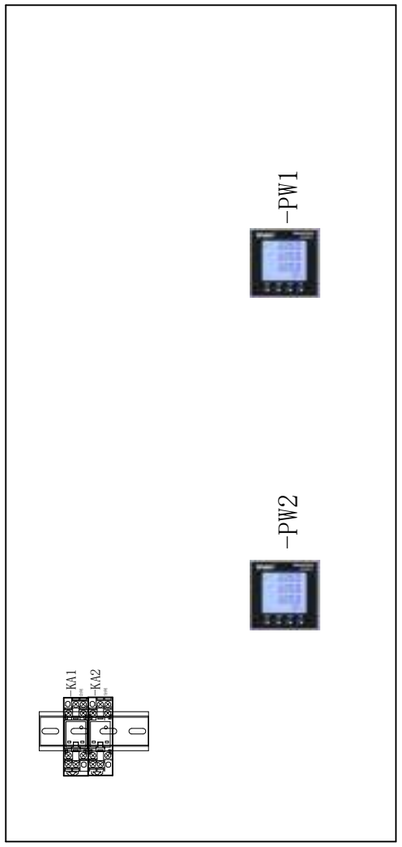

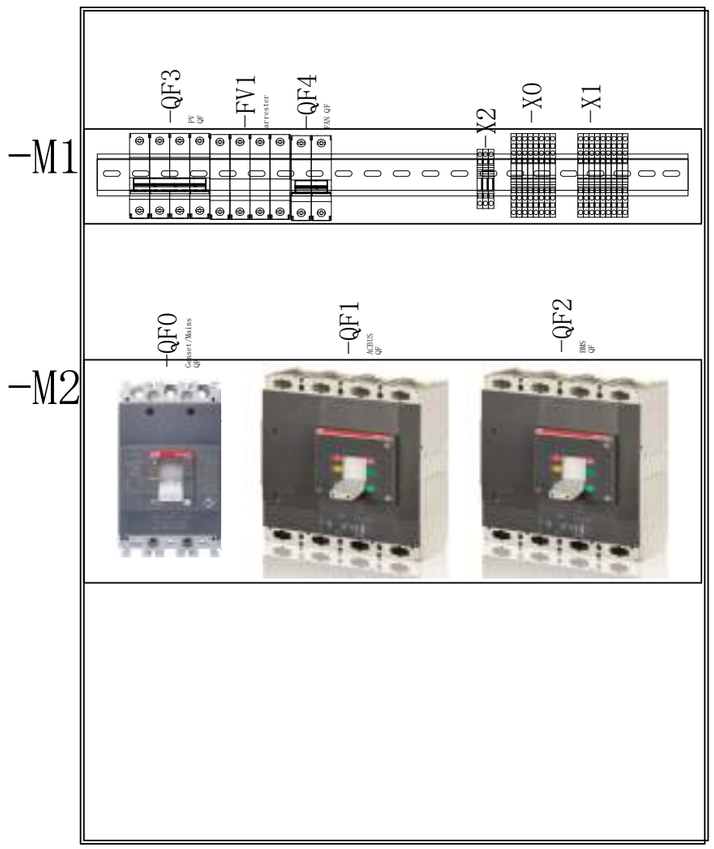

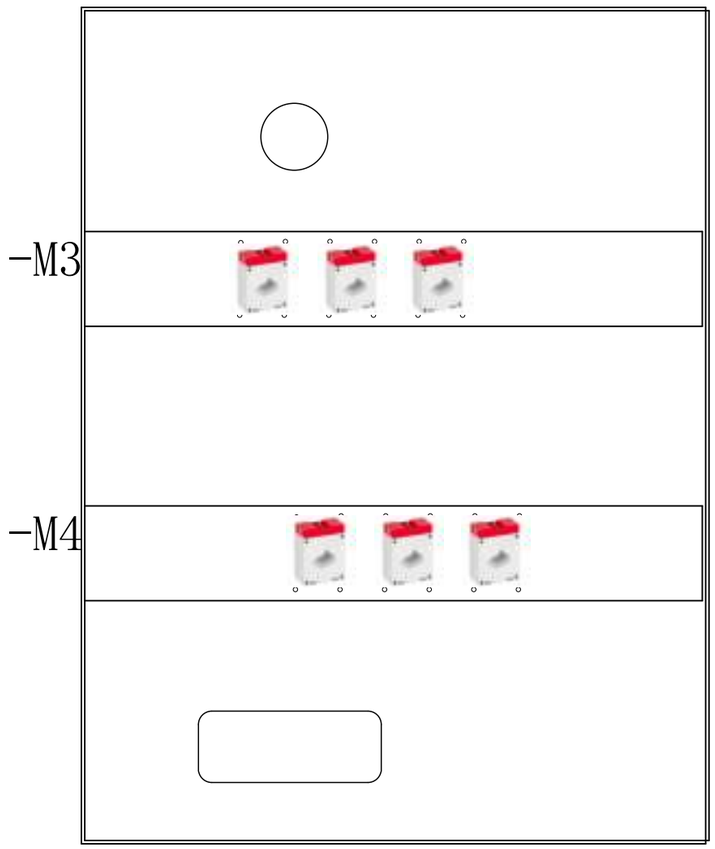

5

=001/500

TYPE: Principle diagram	Foxtheon	Foxtheon Energy Technology Co., Ltd	Designers:	Product Description::	Page description:	
Product model: M100				EnergyPack	Switch Mounting plate layout	=000 + S / this page: 1002 / total page: 17

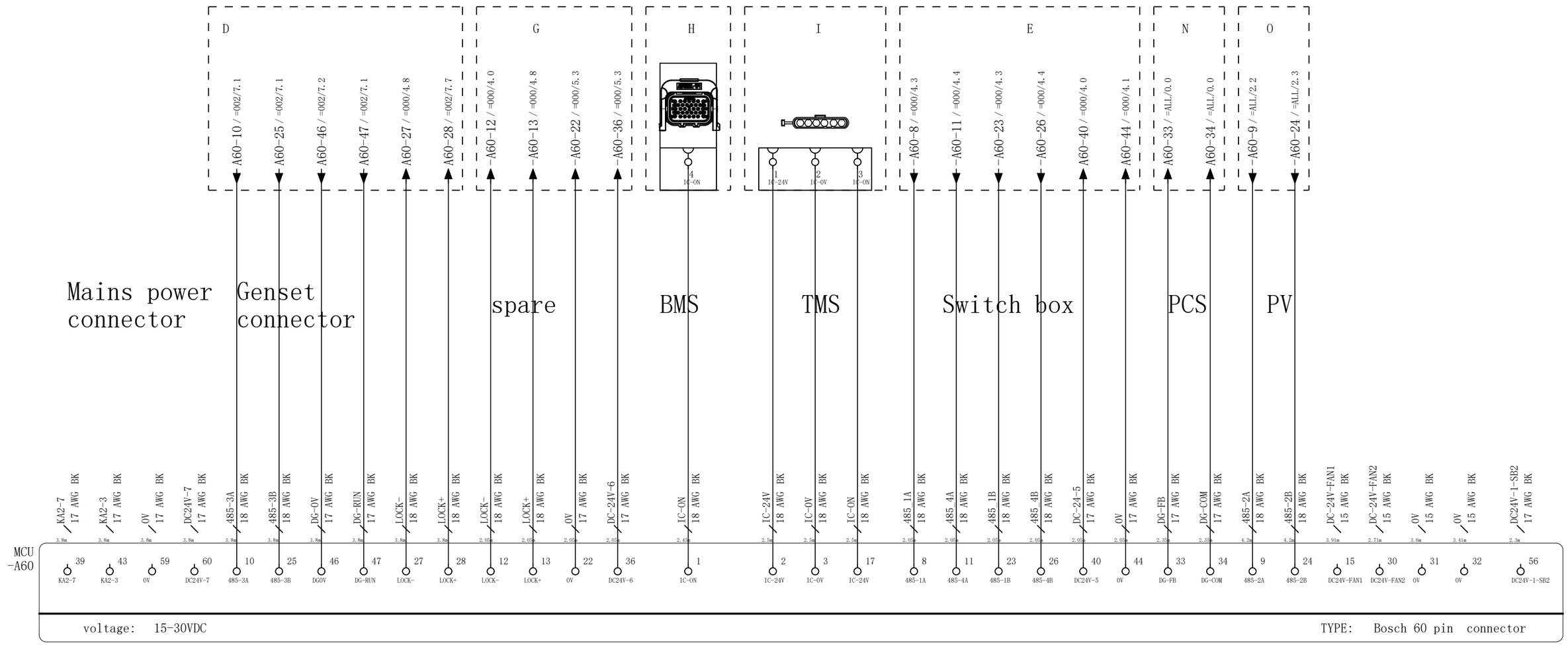

=000/1002

TYPE: Principle diagram	Foxtheon	Foxtheon Energy Technology Co., Ltd	Designers:	Product Description::	Page description:	
Product model: M100				EnergyPack	MCU-60PIN	= 001 + S / this page: 500 / total page: 17

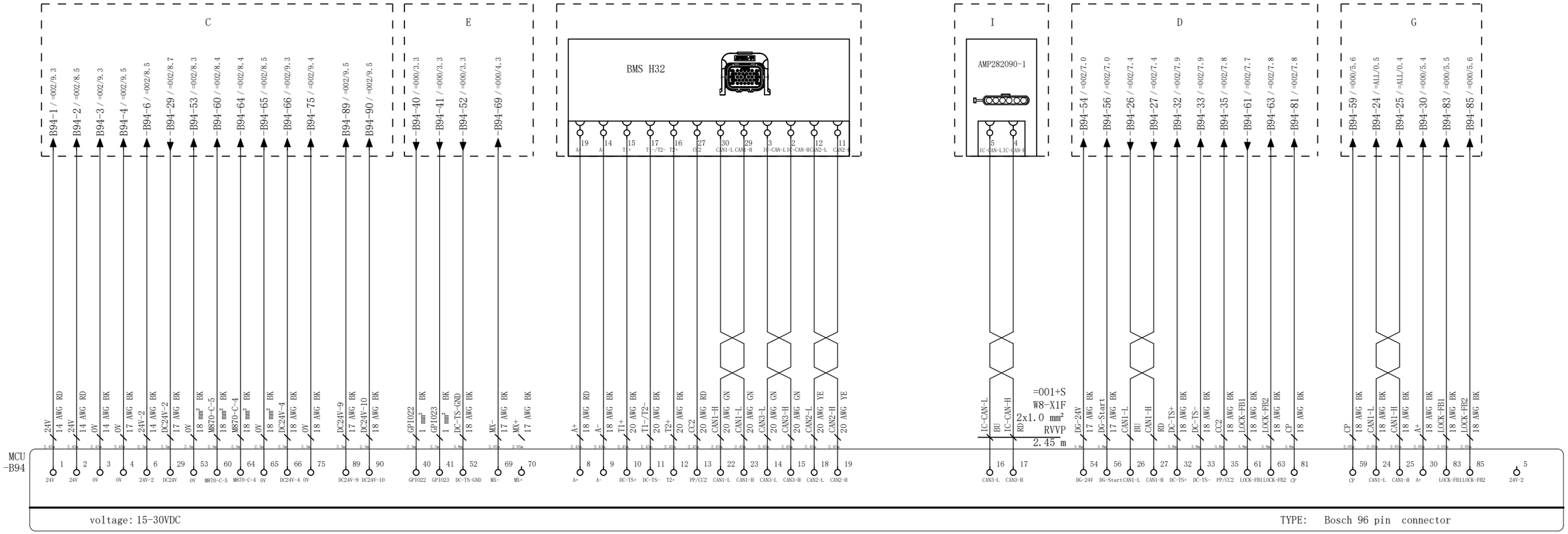

Total 24V
Total 24V
Total 0V
Total 0V
Before emergency stop 24V
After emergency stop 24V
Fault indicator -
Fault indicator +
RUN indicator -
RUN indicator +
Network switches+
Network switches-
Screen+
Airgate +
Power OFF feedback
Power ON feedback
Power ON/OFF feedback-com
shunt release -
shunt release+
spare
spare
spare
spare
spare
spare
spare
spare
BMS-TMS CANL
BMS-TMS CANH
BMS CANL
BMS CANH
TMS CANL
TMS CANH
GENSET Remote start-Com
GENSET Remote start
CAN1L
CAN1H
Spare
Spare
Spare
Spare
Spare
Spare
Spare
Spare
Spare
Spare
Spare
Spare
Spare

500

=002/6

TYPE: Principle diagram	Foxtheon	Foxtheon Energy Technology Co., Ltd	Designers:	Product Description::	Page description:		
Product model: M100				EnergyPack	MCU-94PIN	= 001 + S	this page: 501 / total page: 17

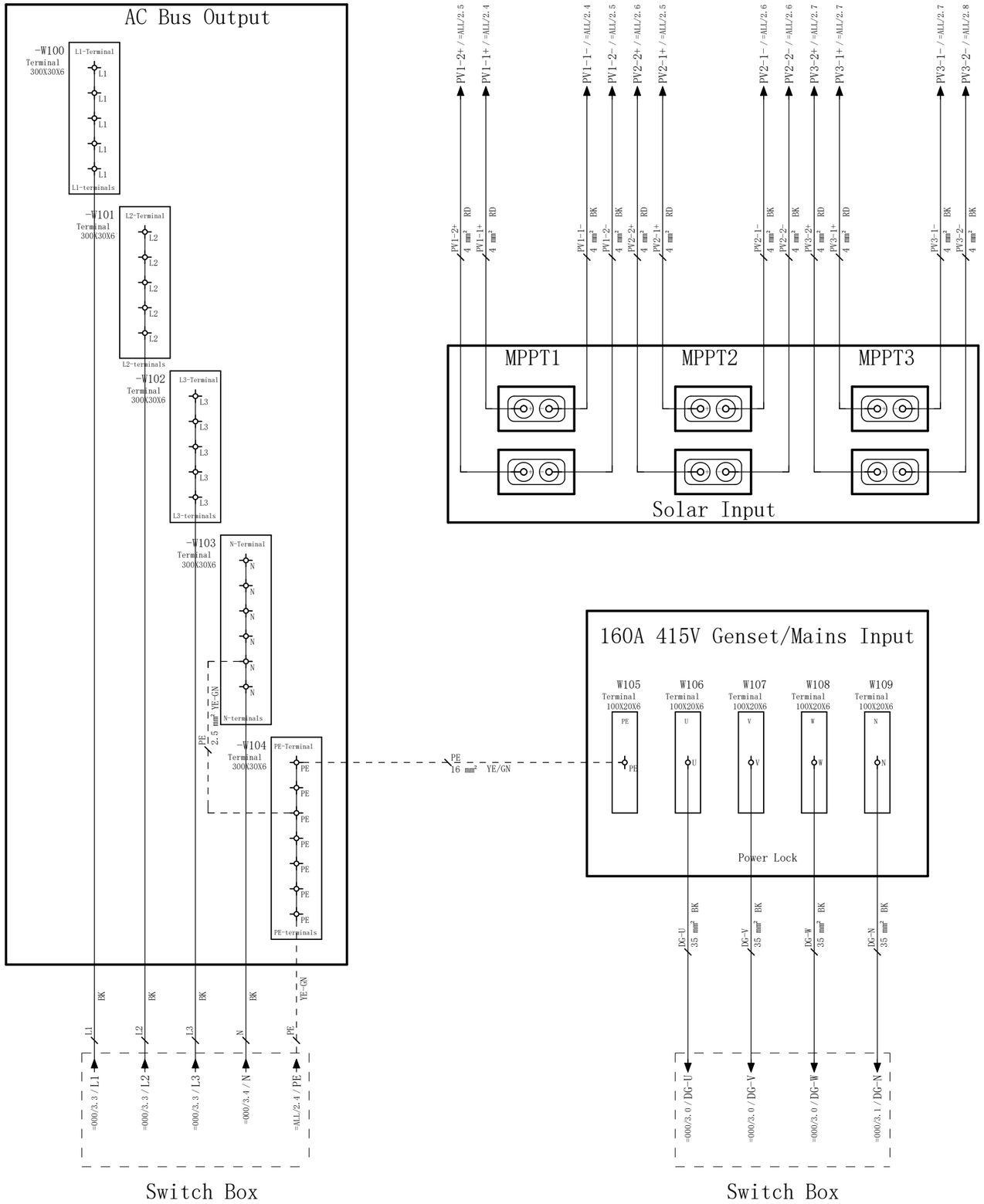

=001/501

TYPE: Principle diagram	Foxtheon	Foxtheon Energy Technology Co., Ltd	Designers:	Product Description::	Page description:	
Product model: M100				EnergyPack	Sockets Box	= 002 + S / this page: 6 / total page: 17

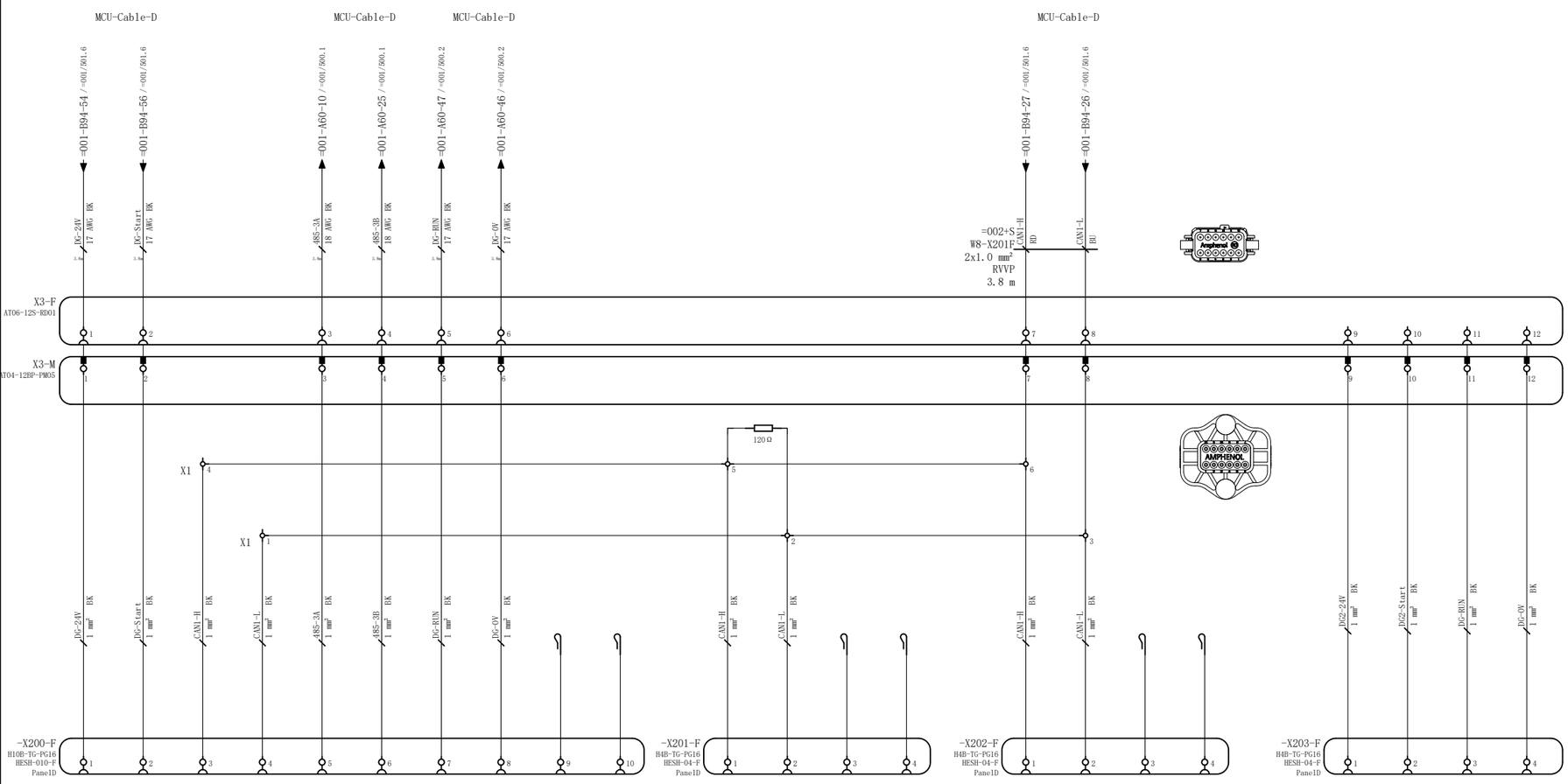

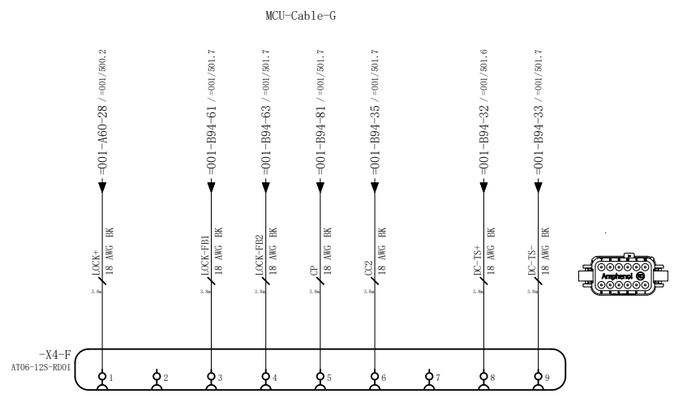

Spare

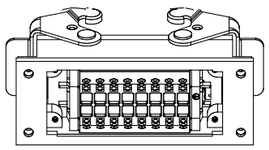

DG com Port

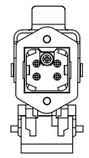

Can Port

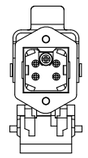

Can Port

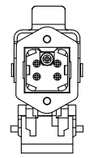

Mains/Genset Port

TYPE: Principle diagram	Foxtheon	Foxtheon Energy Technology Co., Ltd	Designers:	Product Description::	Page description:	
Product model: M100				EnergyPack	Heavy Duty Connector	= 002 + S / this page: 7 / total page: 17

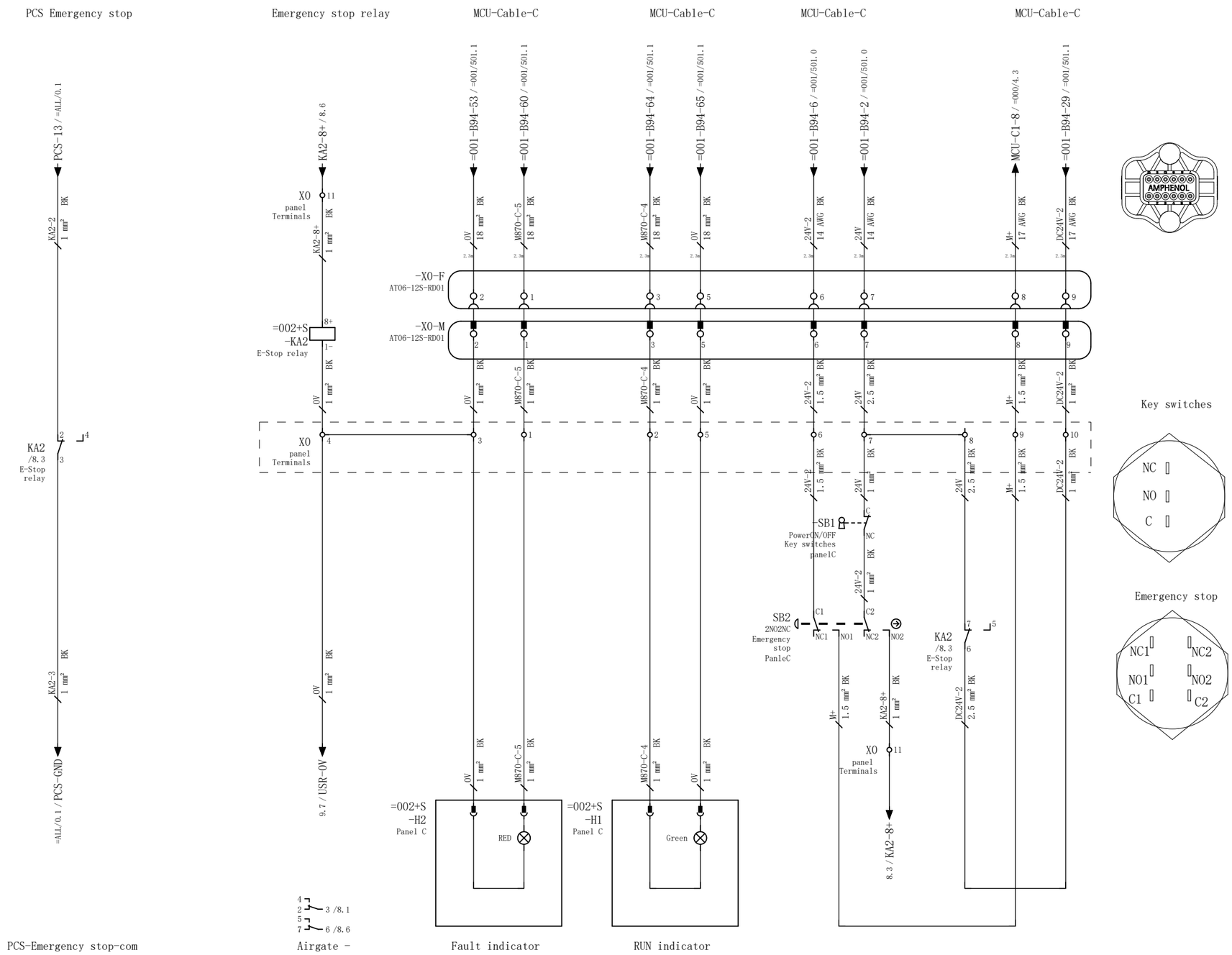

TYPE: Principle diagram	Foxtheon	Foxtheon Energy Technology Co., Ltd	Designers:	Product Description::	Page description:		
Product model: M100				EnergyPack	PanelC indicator E-stop Key switch	= 002 + S	this page: 8 total page: 17

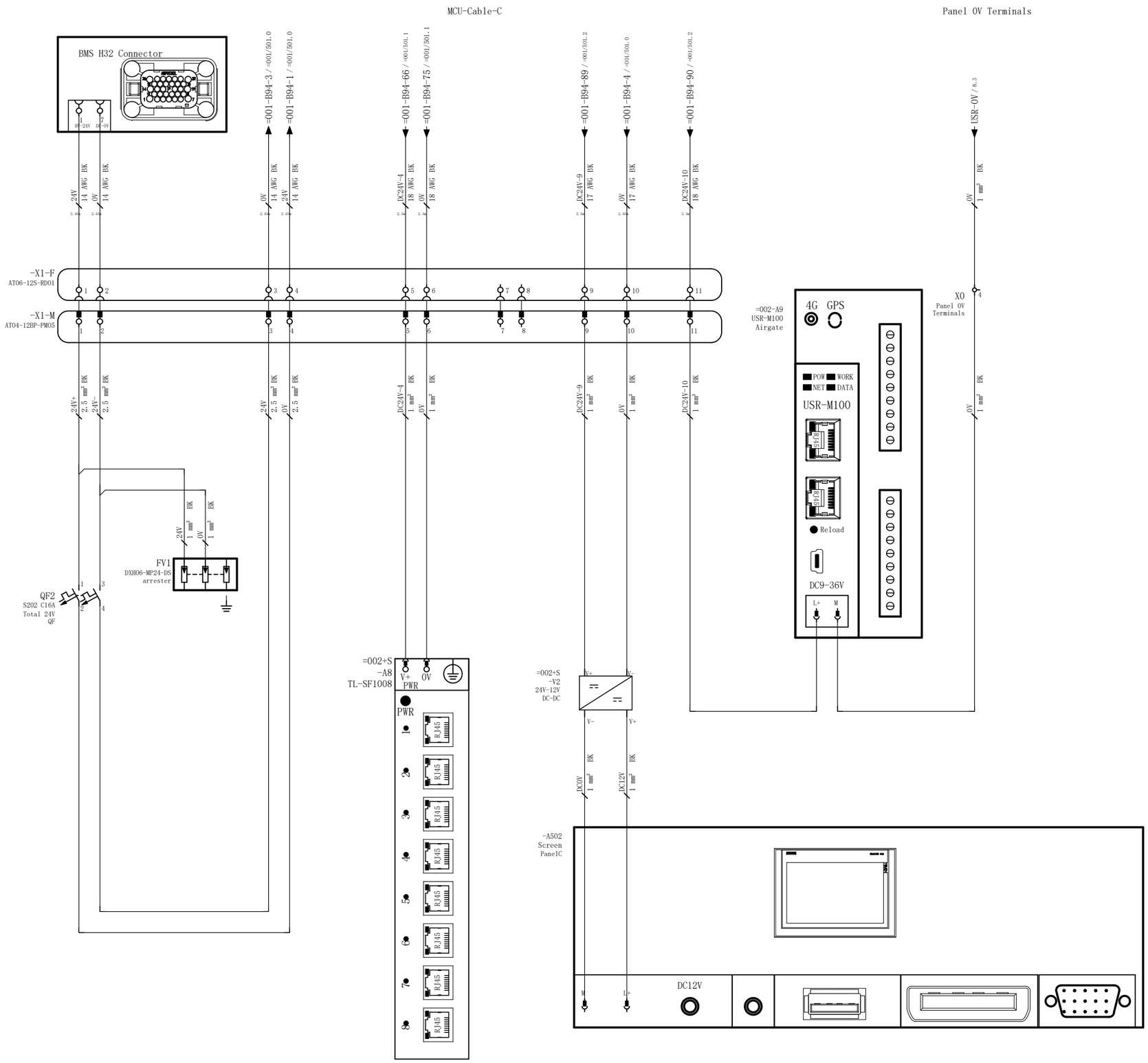

8

1002

TYPE: Principle diagram	Foxtheon	Foxtheon Energy Technology Co., Ltd	Designers:	Product Description::	Page description:		
Product model: M100				EnergyPack	Airgate Screen Network switch	= 002 + S	this page: 9 total page: 17

-M1

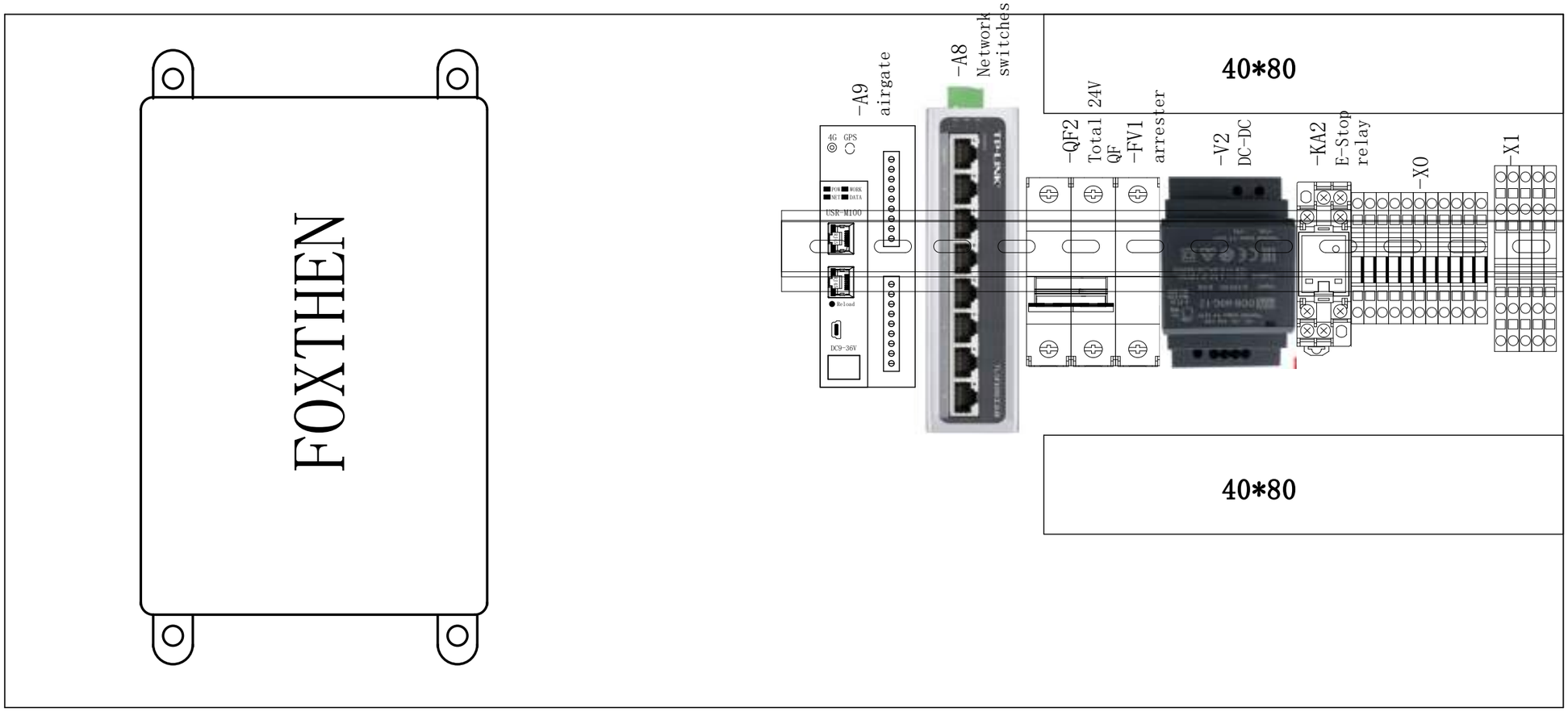

TYPE: Principle diagram	Foxtheon	Foxtheon Energy Technology Co., Ltd	Designers:	Product Description::	Page description:		
Product model: M100				EnergyPack	EMS Mounting plate layout	=002 + S	this page: 1002 total page: 17

M100

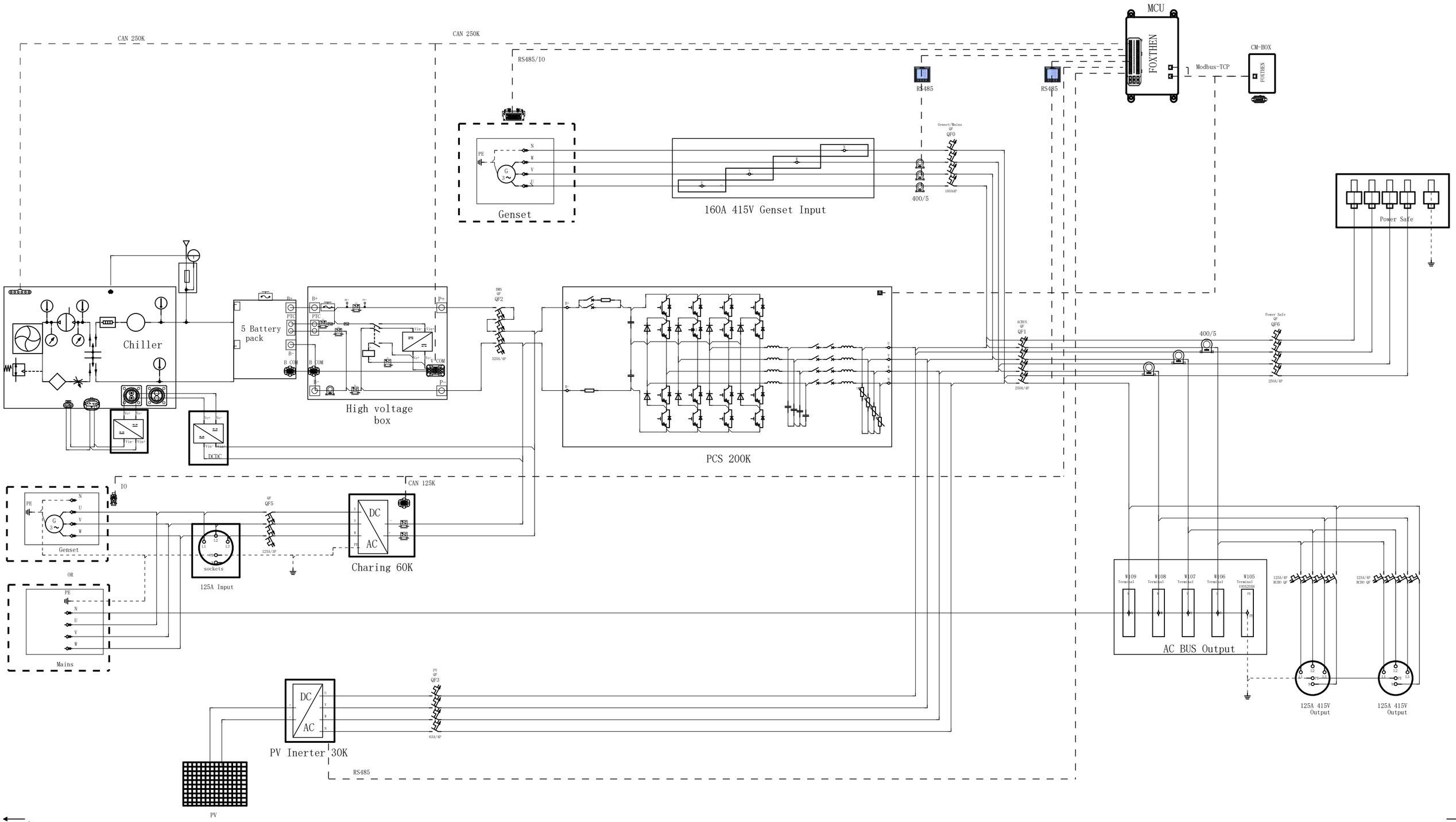

TYPE: Principle diagram	Foxtheon	Foxtheon Energy Technology Co., Ltd	Designers:	Product Description::	Page description:	
Product model: M100			peter.chen	EnergyPack	Flow Chart	= 000 + S / this page: 2 / total page: 25